

# PERFORMANCE ANALYSIS

of

Classes XII and X: CBSE Examinations–2011

*Our standards set the course  
While students, families and community  
Fill the sails with expectations,  
As we voyage with the treasure  
Of bright, young minds, ready to lead the way to the future.*

*Prepared by:*

**Dr Nisha Peshin**

*Director, Public Schools II*

**Mrs Divya Joshi**

*Deputy Director, Public Schools*

**Mr Ashok Kumar Goel**

*PGT, Computer Science*



ओ३म् भूर्भुवः स्वः तत्सवितुर्वरेण्यं  
भर्गो देवस्य धीमहि धियो यो नः प्रचोदयात् ।

**DAV College Managing Committee**

Chitra Gupta Road, New Delhi-55

## CONTENTS

Topic	Page No.
Foreword	
Preface	
Acknowledgement	
Introduction	1
I    Arena of Educational Activities in DAV	5
II   Benchmarking Performance	10
III  Result Profile – Quantitative and Qualitative Analysis	16
IV  Zone-wise Analysis – Quantitative and Qualitative Analysis	20
V   Zone-wise Performance of Students	25
VI  Performance Analysis : Subject-wise	28
VII The Pride of DAV	32
VIII Legion of Merit Performers	37
IX  DAV Merit Holders	42
X   Success Mantras	49
XI  Crusade for a Better Performance	59
<i>Annexures</i>	
1   Category Within Zones of Schools Senior Secondary School Examination	i-xiii
2   Zone-wise Qualitative Performance of Schools Senior Secondary School Examination-2011	xiv-xxv

## FOREWORD



This exercise of result Analysis has been taken up by the Public School Cell since 1998. The lens used in analyzing has been inclusive, thoughtful, and insightful. I am glad that at the school level too there has been brainstorming, analyzing and assessment of the results and for this reason the schools have shown a definite improvement over the past years.

Performance Analysis presents a vivid picture, from all relevant angles, of the academic standards achieved by our schools at the X & XII levels. A detailed study of this document will help our schools to review the indicators involved in measuring the performance of students and thus, guide them towards achieving greater excellence.

This document is designed as a stimulus for discussion on the matter. The intent is to generate responses about the concerns raised and to analyse the results at school level and devise processes aimed at promoting essential improvements in schools.

The major thrust in our efforts is to improve the quality of education in our schools and so raise the academic performance of the students. True to the DAV philosophy, where modernity blends with tradition, the DAV has focused on the paradigm shift in education. There is more focus on the learners as knowledge creators than on the educator. Today's child in the modern world is to be prepared to learn and manage vast amount of information. We have to encourage in the children a spirit of inquiry to facilitate participative teaching learning process. Our aim is to empower teachers with knowledge, skills and positive attitudes so that they start using technology as a vital tool in their teaching process and encourage students in attaining this objective.

I sincerely feel that this study will be a comprehensive and valuable experience for our schools.

A handwritten signature in blue ink, appearing to read 'R N Mittal' with a flourish at the end.

**(Justice R N Mittal )**

President

DAV College Managing Committee

## PREFACE



The Performance Analysis is designed as a stimulus for discussion. The intent is to elicit responses about the concerns for promoting improvements in school curricular transactions. The document will require teachers to rethink not only about their teaching practices but also the very goals of teaching their subject and work together to redefine expectations of students' learning and teaching practices.

This year the Performance Analysis has particularly analysed the qualitative performance of students at the Senior Secondary level in minute detail. It is heartening to note that the students have demonstrated strong academic caliber: Many students have displayed outstanding academic achievement and promise.

The main purpose of the Performance Analysis is to identify and critically examine the strength and weaknesses of the teaching learning strategies and make improvements wherever necessary by using a comprehensive and cohesive approach, including computer aided teaching learning and basic values incorporated in the curriculum of different subjects. With the new changes in education pattern and introduction of CCE system, DAV has adapted to the new activities and projects for holistic assessment of students.

I sincerely feel that the performance analysis conducted during the past fourteen years has been a valuable experience for our schools.

My grateful appreciation are due to the President and General Secretary for their guidance and support. The team of officials involved in this exercise are also worthy of appreciation.

**(Dr R P Singhal)**

Vice President

DAV College Managing Committee

## ACKNOWLEDGEMENT



We feel elated to observe that the overall performance of our students in the CBSE Board Examinations both at Secondary and Senior Secondary levels has again indicated an upward trend. In fact the annual exercise of analyzing the performance of our students in the CBSE examinations by the Public School cell has not only alerted our institutions towards evaluation criteria and examination skills but also has stirred them towards better performance.

The Performance Analysis has helped our institutions in improving class-room performance through a comprehensive, multifaceted, and cohesive approach by locating areas of strength and weaknesses.

This Document is a diagnostic tool to help us examine our schools' progress towards excellence in education. It is designed to look into how efficient are our teaching-learning practices as compared with other schools. It is heartening to note that the schools have been able to raise the quality bar by introducing measures like innovation in teaching learning, introducing ICT in teaching learning and also e learning. Seminars and training programmes have given a boost to overall performance.

The main purpose of this monograph is to identify and critically examine the prevailing practices, with the goal of developing better teaching strategies. This Document will require teachers to rethink not only their teaching practices but also the very goals of teaching their respective subjects.

In this document an effort has been made to synthesize and review the performance of DAV Public/Model Schools.

We applaud the academic involvement of the DAV officials in bringing out this document, particularly Dr Mrs Nisha Peshin, Director, Public Schools.



**(R S Sharma)**

General Secretary

DAV College Managing Committee



This Performance Analysis has mainly been done zone- wise. There is frequent reference to the zones under each Regional Director. The following table denotes the abbreviations used for each zone and the number of schools in 2010-11 at Secondary and Senior Secondary level under the concerned Regional Director. The table will therefore serve as a useful key when addressing the zones and also in locating the schools in each zone.

S.No.	Zone	X	XII	Regional Director
1	AP	11	3	Mrs. Seetha Kiran
2	BR-1	19	13	Dr. J V Kulkarni
3	BR-2	24	12	Dr. U S Prasad
4	MP CG	18	16	Mr L N Pradhan
5	CH	2	2	–
6	DEL	23	19	–
7	GM	11	7	Mr K B Kaushal
8	HAR-1	10	10	Dr. D Vidyarthi
9	HAR-2	4	4	Mrs. Reena Nagrath
10	HAR-3	12	10	Mrs. Madhu Bahl
11	HAR-4	15	11	Mr. K L Khurana
12	HAR-5	7	7	Mrs. Anita Makkar
13	HAR-6	9	6	Mrs. Suman Nijhawan
14	HP-1	13	11	Mrs. P Sofat
15	HP-2	11	5	Mrs Shashi Kiran Gupta
16	HP-3	5	5	Dr. Puneet Bedi
17	HP-4	10	7	Dr. Vijender Singh
18	HP-5	6	5	Mr. S P Arora
19	HP-6	1		Dr. R S Suman
20	JH	67	55	Mr. L R Saini
21	OR, WB	29	21	Dr. H K Mohanty
22	PB-1	4	4	Mrs. Neelam Kamra
23	PB-2	10	8	Mrs. P P Sharma
24	PB-3	15	13	Mr. Vijay Kumar
25	PB-4	6	2	Mr. R S Patial
26	PB-5	6	6	Dr. B B Sharma
27	PB-6	5	4	Dr Satish Sharma
28	RJ	8	6	Mr. Y D Jigyasu
29	UPUL	16	14	Dr. S Marriya
	<b>TOTAL</b>	<b>377</b>	<b>286</b>	

## INTRODUCTION

### CONTINUOUS AND COMPREHENSIVE EVALUATION (CCE)

Holistic Education is now finally a reality. The term has long been used to mean just theoretical or bookish knowledge. Undue stress merely on books and marks thus long took its toll on our young children.

Now the word has finally regained its due status and true meaning with the introduction of the CCE in the school education system.

CCE has thus broadened the scope in assessment and evaluation in terms of time and space. It is now continuous assessment which means the child's development throughout is considered. Again as the teaching-learning process continues his every step is monitored. He is being given opportunities to unwind himself and his teachers are on the look out for his latent potential.

Each child is unique and so are his tastes and abilities. The teachers allow each of them to flourish providing the necessary assistance wherever and whenever required. Both scholastic and non-scholastic i.e. the child's intellectual aptitude and creative activities are given due importance, both physical prowess and mental strengths are appreciated. So the child's every effort be it academic, co-curricular activities, sports or even his values and other skills – find due place in his education process making it truly comprehensive.

Thus the Formative assessment are testing tools of the child's growth through projects and activities. Those bring out not merely the child's level of knowledge but also displays his social skills and values. It thus provides ample scope for the teachers in shaping the child's all round growth with their constant support and guidance.

Again the Summative Assessment which are held at the end of each term is to ascertain the student's all round progress both academically and in practice too.

Finally the progress of children at every step is monitored to enable the teachers in imparting holistic education to the children in their prime time of the school education process.

The CCE has truly proved to be a handy and yet a well calibrated measuring system of the child's all round growth and development. Enabling the teachers to be the sculptors of ideal citizens of the world. For now they have better understanding of the nature of the soil and thus allow it to take shape accordingly.

The CCE allows the children to flaunt themselves in their true colour and equips the teachers to use those colours to create the right tone and picture of a wonderful individual and a country at large.

## EVAULATION CRITERIA OF (CCE)

In view of the recent reforms introduced by the **Central Board of Secondary Education** (CBSE) in the policy of evaluation at secondary level, the Grading system has been introduced at Secondary School level(for Classes IX & X) effective from 2009-10 academic session.

The Scheme of Grading has been introduced with the aim that :

- It will minimize misclassification of students on the basis of marks.
- It will eliminate unhealthy competition among high achievers.
- It will reduce societal pressure and will provide the learner with more flexibility.
- It will lead to a focus on a better learning environment.
- It will facilitate joyful and stress free learning.

## Scheme of Examination (Grading)

- The student's performance has been assessed using conventional method of **numerical marking**.
- The 'Grades' have been awarded on a nine point scale to indicate the subject wise performance.

MARKS RANGE	GRADE	GRADE POINT
91-100	A1	10.0
81-90	A2	9.0
71-80	B1	8.0
61-70	B2	7.0
51-60	C1	6.0
41-50	C2	5.0
33-40	D	4.0
21-32	E1	—
20 AND BELOW	E2	—

## Qualifying Criteria

- Those candidates who obtain the qualifying grades( D and above) in all the subjects excluding Additional subject as per scheme of Studies shall be awarded a **Qualifying Certificate**.

- The practice of **declaring Compartment/ Fail has been discontinued.** The CBSE has declared the result in two categories Eligible for qualifying Certificate (QUAL) and eligible for improvement of performance (EIOP).
- CBSE has been awarded CGPA (Cumulative Grade Point Average) to all those students who are eligible for qualifying certificate.
- The CGPA is the average of Grade Points obtained in all the subjects excluding additional 6<sup>th</sup> subject as per Scheme of Studies.
- An indicative equivalence of Grade Point and Percentage of Marks can be assessed as follows:
  - Subject wise indicative percentage of marks =  $9.5 \times \text{GP of the Subject}$ .
  - Overall Indicative percentage of marks =  $9.5 \times \text{CGPA}$

### AVERAGE CGPA

The **Average CGPA** is calculated by considering all pass subjects of all appeared candidates and calculating sum of GP (Grade point) achieved in pass subjects divided by no. of pass subjects.

$$\text{Average CGPA} = \frac{\Sigma A}{\Sigma B}$$

Where  $\Sigma A$  = Sum of Grade Points achieved in pass subjects

$\Sigma B$  = No. of pass subjects of all appeared candidates

The QPI for secondary level is calculated as:

$$\text{QPI} = \text{Avg. CGPA} \times 9.5$$

## CHAPTER I

### Arena of Educational Activities in DAV

The DAV Movement, which was founded 125 years ago, swept across the entire nation like a colossal wave engulfing ignorance, illiteracy and social deviations and was involved in building up a healthy knowledgeable society and a strong nation.

The DAV College Trust and Management Society takes pride in the fact that it is the oldest and largest non-governmental educational organization in India. DAV Organisation is a conglomerate of more than 715 educational institutions that include Public/Model Schools, Aided Schools, a chain of Technical Institutions, Institutions of Management and Vocational Studies, Ayurvedic College, Pharmacy, Dental Colleges, Law College, Institutes of Physiotherapy and Nursing, Vedic Research Institutes, Colleges of Engineering and Technology, Colleges of Arts, Commerce and Science and also Colleges of Education.

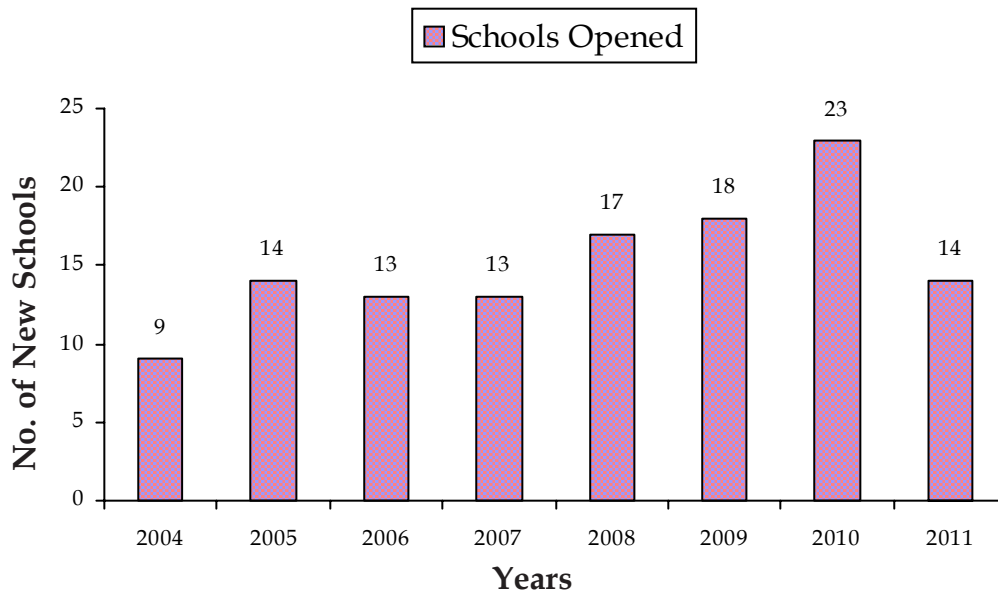
#### The Legacy

The vision of a powerful and enlightened India had been conceived by Maharishi Dayanand Saraswati (1824-1883). He devoted his whole life to awaken the ignorant, illiterate masses of this country. He knew that it could be possible only through education and literacy. The vision and philosophy of the fearless reformer, Maharshi Dayanand, was given a practical shape by Mahatma Hans Raj, who led the educational renaissance in India.

As his most important legacy, the Mahatma left behind a pragmatic and enlightened approach to education. One aspect of his approach was his choice of **English-oriented Science-based education** with a blend of Vedic values. Another was the great emphasis he laid on **women education**. Lastly, true to the egalitarian basis of Arya Samaj philosophy (as conceived by Maharishi Dayanand), Mahatmaji believed in **equality for all** students irrespective of their caste, colour or creed. They were welcome to join the DAV institutions. The first institution was established at Lahore in 1886 with Lala Hans Raj (Later Mahatma Hansraj) himself as the dedicated Headmaster. Today, the movement is led by DAV veterans like Padma Shri G.P. Chopra and his team of dedicated Office Bearers, who have a progressive vision. It is due to their dedication and farsightedness that every year DAV CMC is opening new schools in various parts of India.

### Summary of Schools Opened

Sr. No.	Year	Schools Added
1	2004	09
2	2005	14
3	2006	13
4	2007	13
5	2008	17
6	2009	18
7	2010	23
8	2011	14
	<b>Total :</b>	<b>121</b>



### The Mission

The DAV vision of education telescopes well with the National Policy on Education (1986) which lays great emphasis on developing a national system of education, with **Education For All**, keeping in mind the elimination of disparities in the educational system and provision of more facilities through qualitative interventions, empowerment of women, access to education to disadvantaged sections of the society, educationally backward minorities and the disabled. It also calls for greater rigour and discipline in academic pursuits, autonomy and accountability, experimentation and innovation and nurtures excellence

and modernization of processes at different levels of education. In order to accomplish the mission, the objectives laid down are as under:

- To provide a wide range of holistic education by homogenizing the western knowledge while remaining anchored to the Indian cultural moorings;
- To act as a catalyst of change by spreading education, and by dismantling the cobwebs of ignorance and illiteracy;
- To develop individuals who are morally upright, intellectually well-informed, socially concerned, emotionally balanced, physically well-developed and culturally accomplished;
- To stimulate a scientific temper by crusading against superstitions and out-dated customs like child marriage, caste system, female foeticide, dowry, gender bias, regionalism etc;
- To sensitize individuals towards social welfare and
- To nurture creative and resourceful minds who think big, think fast and think ahead, who care for the nation and the weaker sections of society, and are imbued with humanistic passions and values.

## The Vision

The DAV has a clear-cut vision:

- To continue expanding and exploring, locally and globally and be a *knowledge leader* and content provider.
- To muster strategies to become a global epicenter of knowledge, culture, skills, technology, research and service.
- To empower women through education.

## Academic Renaissance

### Holistic Education

The DAV believes in a holistic approach to education for the all round development of personality of the child. DAV believes that every child should be given an opportunity to bloom, a right to explore, to touch, learn and enjoy, to experiment, to question, to think, to play and to shoulder responsibility. So different aspects are to be published for 'Holistic Education': Physical, academic, intellectual, social, spiritual & emotional development as well as creative expression and aesthetic appreciations.

All institutions lay stress on curricular and co-curricular activities-personality development, building confidence, as well as developing life skills, communicative skills and scientific temper. Academic management involves fostering creativity, questioning & inquiry skills by improving the classroom climate, curriculum design emphasizing project-based, problem-based, interdisciplinary, integrated and thematic learning. A rainbow of creative activities covers different aspects like literary, art, music, dance, theatre etc.

### **Inclusive Education**

DAV caters to the needs of urban as well as rural students together with adivasi and tribal children. In tune with the **National Literacy Mission**, DAV Organization has carried education to the doorsteps of the needy and the under-privileged. Even the remotest areas of India have been provided with basic life skills.

DAV is involved in social welfare schemes, education for the weaker sections and for students from tribal areas, comprehensive plans for the upliftment of tribal people in North East Regions, programmes for the disadvantaged sections of the society and for the mentally challenged children of society.

### **Equalisation of Educational Opportunities**

True to DAV Values, schools have been catering specially for the under-privileged. The DAV Public Schools have provided fee concessions, free text books, free uniforms, free transport, mid- day meals and have also provided non- formal education for the needy. The Organization has been targeting the *jhuggi* clusters as part of its empowerment and rehabilitation programme. The aim is to enable women and children of under-privileged class to survive in society and provide them with skills to find employment once they are out in the field. Residential and Day schools have been opened in remote and inaccessible areas.

### **Women's Education and Development Programmes**

DAV institutions are conscious about education of girls. The DAV philosophy of education pays equal attention to the personality development of both boys and girls. Providing job opportunities to women is also a priority. Free vocational training and literacy units are dedicated to hundreds of women of slum areas and gadgets like sewing machines are provided to them for their initial settlement.

## **Environmental Concerns**

Environmental issues like the reduction of pollution and sustenance of the environment have also been taken up by DAV institutions. Several projects like van-mahotsav, "say no to poly-bags' campaign, 'say no to fire crackers' campaign, water-conservation and anti-pollution drives are regularly carried out by the DAV Schools in order to create awareness not only among the students but the whole community. The students from DAV institutions have carried out sanitation and cleanliness drives in the school neighbourhood also.

## **National Concerns**

DAV has always been a pioneer for any National cause specially- in the hour moments of National Crisis. Whether it be the earthquake at Pauri or Gujarat, the Kargil war, the Orissa tragedy or the Tsunami catastrophe -the DAV has always risen to the occasion by donating generously in the form of cash, kind and voluntary service to alleviate suffering.

## **Futuristic Vision**

The main thrust now is on a well- planned expansion with global relevance keeping in view the revolution in the full of electronics, computers and multi-media. Global shifts towards increased deployment of IT has made the DAV also look through the lens of good governance and move towards E-administration and e-services. The DAV has undertaken many initiatives to use ICT to modernize the organizational system in its institutions. The use of IT has led to greater transparency, accountability and participation in the institutions. The focus has been on monitoring, planning and deployment of ICT to manage data intensive functions. The institutions primarily are focusing on automation and computerization. The thrust has now shifted from manual processes to IT-enabled processes leading to increased efficiency in administration and service delivery, focus on teaching learning in schools with Internet access and computer labs and also by offering info-tech courses.

## **Academic Monitoring-Performance Analysis**

Introspection and self evaluation has been the DAV initiative. In this direction, the document Performance Analysis is prepared to assess the performance of students who appear in the CBSE Board Examination. DAV has a tradition of celebrating the achievement of their performers every year on Hansraj Diwas. Encouragement is given to students. Certificates and gold medals are given to honour the meritorious students from DAV schools, who secure 90% and above marks in the CBSE/State Board Examinations.

## CHAPTER II

### Benchmarking Performance

The DAV Organization has taken up the exercise of Performance/Result Analysis of the CBSE Examination in 1998. The first **Performance Analysis** was conceptualized, to assess the performance of students who appeared in the CBSE Board Examinations at Secondary as well as Senior Secondary levels. This document is printed every year and has proved very helpful in diagnosing the strengths and weaknesses of our schools and has served as a guiding tool to further enhance the academic standards. This annual exercise of monitoring and evaluating the track record of the performance of students has been a **Light House** to the DAV Organization in keeping a vigil over the quality of our institutions. The entire gamut of these tasks eventually facilitates the Heads of the Institutions in sorting out the required remedial measures for their institutional enhancement. Every Institution is able to pin point the overall goals, enlisting the commitment of their staff.

It is expected that the Performance Analysis will be able to:

- ✓ Sensitize DAV institutions for taking cognizance of their positions at local, zonal and national levels to finally fix a benchmark for the further improvement in the academic standards of their institutions.
- ✓ Present a comparative study of the quality of academic performance of the schools run by DAVCMC vis-a-vis other non-DAV schools affiliated to CBSE.
- ✓ Provide feedback to the schools to locate their areas of strengths and weaknesses and plan school-based diagnostic and remedial measures accordingly for the students as well as the teaching staff.
- ✓ Provide a database for the DAV Institute of In-service education & Research (DAVIIER) to evolve plans and strategies for the Workshops during the Performance Enhancement Programmes (PEP).
- ✓ Study and interpret the Performance Indicators responsible for improving the academic standards of the DAV Institutions.

**Five steps involved in the preparation of this document are:**

- collecting the data,
- studying and interpreting the data trends,
- comparing and analyzing the facts,
- documenting the strong/weak areas of the institutions and
- benchmarking the levels.

**The statistical information has allowed the schools to:**

- document how much progress they are making.
- compare their overall performance with similar schools.
- be aware of their school performance data in comparison to national performance data.
- make a comprehensive and focused record of the progress made by individual pupils.
- make a firm effort towards performance enhancement.

## 2.1 The Archives

It is useful to study the past data as it helps in benchmarking so that schools can determine how they can improve their performance and use past information of data trends to assess and evaluate their performance. Teachers can reflect on a range of new strategies to facilitate the preparation and improve the performance of the students in the examination.

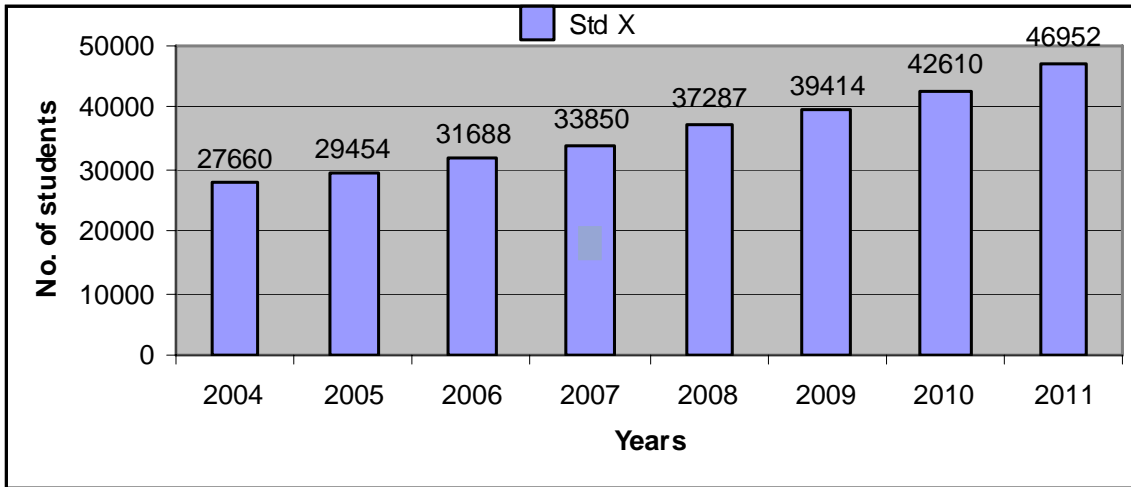
The number of students in the DAV Public /Model Schools has shown an enhancement in enrolment as is visible from the table at 2.1.1 and 2.1.2

**Table 2.1.1**

**Growth Trend of Students in Std X in DAV Public/Model Schools.**

Level	2004	2005	2006	2007	2008	2009	2010	2011
X	27660	29454	31688	33850	37287	39414	42610	46952

A graphic representation of the data in Table 2.1.1



**Inference:**

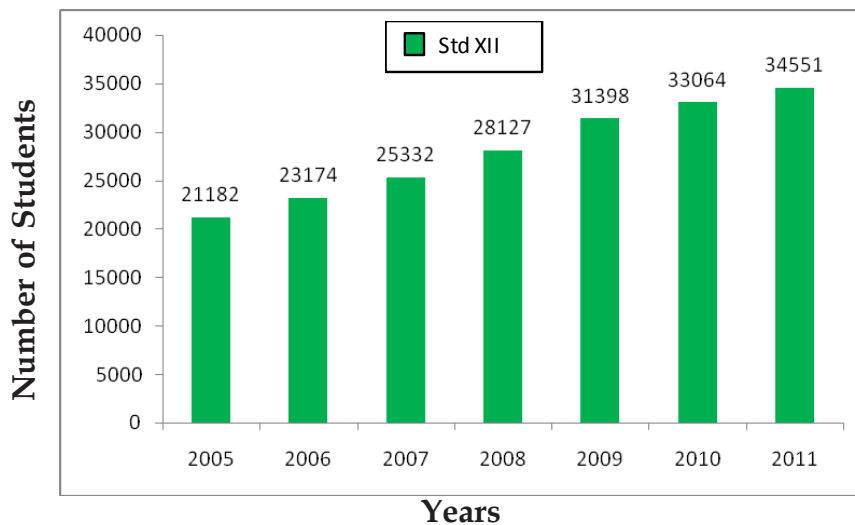
There has been a substantial growth in the student enrolment at Std X level in the past 8 years. This demonstrates the faith bestowed on the quality of education being imparted in DAV Public/Model Schools.

**Table 2.1.2**

Growth Trend of Students in Std XII in DAV Public/Model Schools.

Level	2004	2005	2006	2007	2008	2009	2010	2011
XII	19564	21182	23174	25332	28127	31398	33064	34551

A graphic representation of the data in Table 2.1.2



## Inference:

There has been a substantial growth in the student enrolment at Std XII level in the past 7 years. This demonstrates the faith bestowed on the quality of education being imparted in DAV Public/Model Schools.

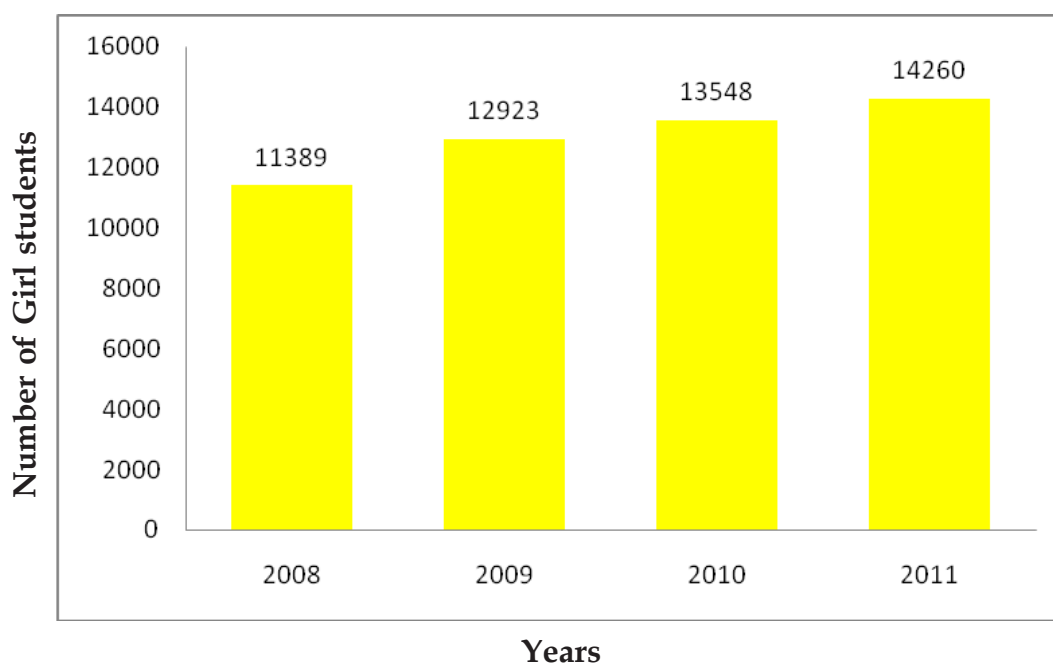
It is encouraging to note that more girls are enrolling for being educated in the DAV institutions. The Table at 2.1.3 shows an increase of girl students in the Class XII-2011.

**Table 2.1.3**

**Number of Girls Students in DAV Schools at Std XII Level.**

Year	Std XII
2008	11389
2009	12923
2010	13548
2011	14260

**A graphic representation of the data in Table 2.1.3**



## Inference:

The data reveals that a substantial number of girl students are studying in DAV schools and each year the strength of girl students is increasing. Equal opportunities are being provided to give a thrust to the education of the girl child. This is an encouraging trend.

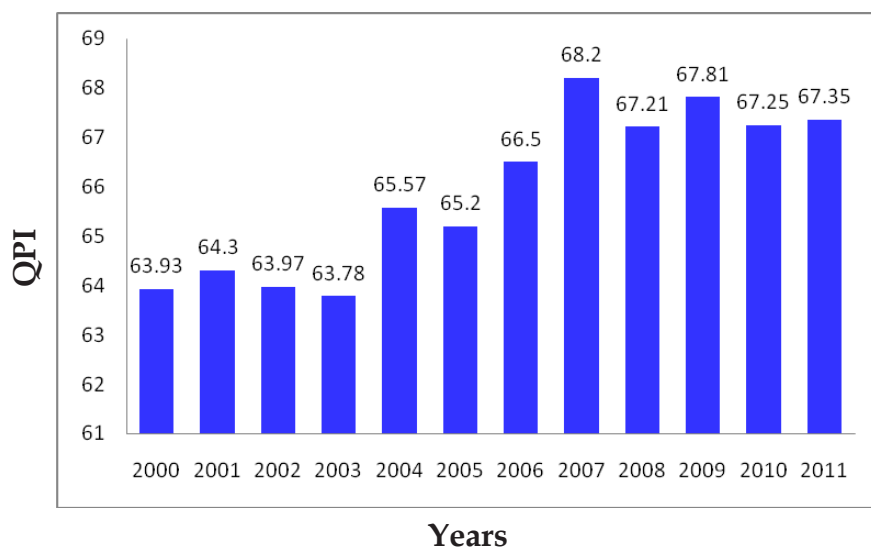
For understanding and assessing the level of present performance, it becomes essential to compare the performance of the past years. Keeping this very principle in mind the QPI of the past 12 years was compared in order to assess the trend of the growth of DAV Public/ Model schools.

**Table 2.1.4**

### Trends of the Past 12 Years of QPI and Pass Percentage of DAV Public/ Model Schools at Senior Secondary level .

Year	Senior Secondary Level (Std XII)		
	No of Schools	Pass %	QPI
2000	127	89.36	63.93
2001	137	85.92	64.30
2002	149	86.67	63.97
2003	167	84.14	63.78
2004	182	85.38	65.57
2005	201	86.43	65.20
2006	210	89.04	66.50
2007	223	89.19	68.20
2008	238	87.59	67.21
2009	257	87.53	67.81
2010	265	87.32	67.25
2011	286	88.52	67.35

### A graphical representation of the QPI given Table 2.1.4



### Inferences:

The table 2.1.4. indicates that:

- Students from 127 DAV Public Schools appeared in the Senior **Secondary Examination** of CBSE in the year 2000, whereas students from **286** DAV Public Schools appeared in the Senior **Secondary Examination** of CBSE in the year **2011**
- The DAV Qualitative Performance Index at the **Senior Secondary level** has risen from **63.93 in 2000** to **67.35 in 2011**.
- The DAV Qualitative Performance Index at the Senior **Secondary level** has improved from **67.25 in 2010** to **67.35 in 2011**.
- The pass percentage has also improved from **87.32 in 2010** to **88.52 in 2011**.

## CHAPTER III

### Result Profile

The results of the Senior Secondary Examinations conducted by the Central Board of Secondary Education (CBSE) for the session 2011 were declared in the last week of May 2011. The overall analysis of the CBSE results has revealed that this year too students from DAV Public/Model Schools have fared much better than students appearing from other categories of schools in the CBSE examinations, thus fortifying our faith in DAV system of education.

Analysis of the performance of DAV Public/Model Schools has been undertaken at two levels: **Quantitative and Qualitative**. The quantitative analysis reveals the percentage of students who have qualified, out of all the students who had appeared for the same examination. The qualitative analysis reveals the degree of merit of the performance (*based on the average score*) of an institution.

#### Quantitative Analysis

The **quantitative** analysis indicates the **percentage** of the total number of students who have qualified the examination conducted by CBSE.

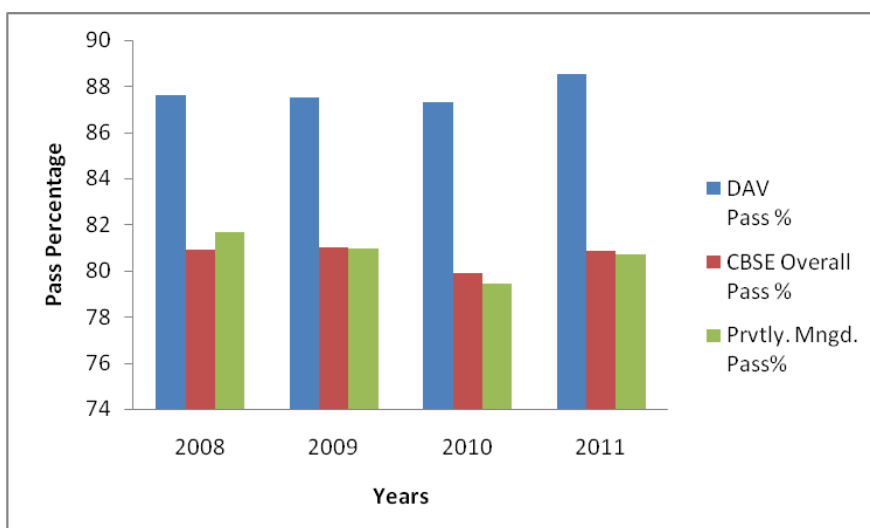
#### 3.1 Quantitative Analysis at Senior-Secondary Level (Std XII)

In the session 2010-11, **286** schools sent their students for the Class XII examination. As compared to this, last year students from **265** schools had appeared for the Class XII examination. This indicates an increase of 21 schools which were upgraded as CBSE affiliated Senior Secondary Schools in the year 2011.

In the session 2009-10 at the Sr. Secondary Level, **33064** students appeared from the DAV Public/Model schools in the CBSE Board Examination. As compared to that year, **34551** students appeared for this examination in the year 2011. This indicates that this year 1487 more students have appeared for this examination.

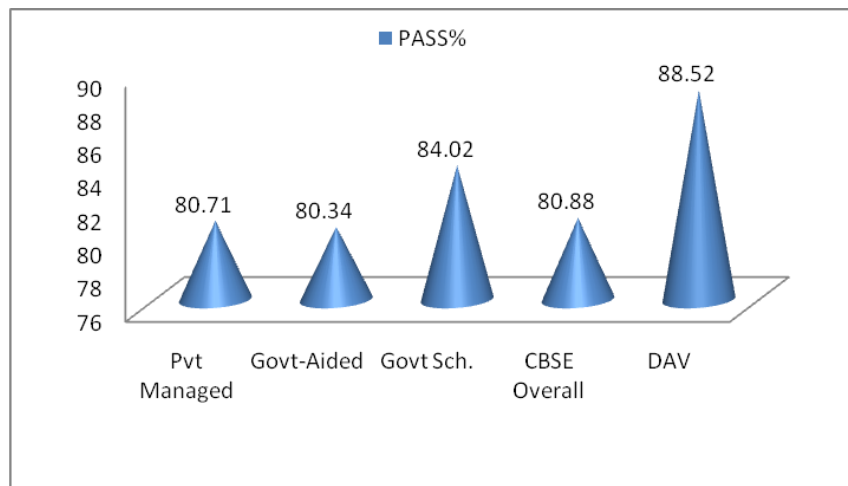
**Table: 3.1.1****Year-wise Comparative Pass% with other Senior-Secondary Schools.**

YEAR	DAV Pass %	CBSE Overall Pass %	Pass % Prvtly. Mngd.
2008	87.59	80.91	81.68
2009	87.53	81.00	80.94
2010	87.32	79.87	79.42
2011	88.52	80.88	80.71

**The graphical representation of data shown in Table 3.1.1****Table: 3.1.2****Comparative Pass% with other Schools in 2011 at Sr. Secondary Level.**

SCHOOLS	PASS%
Privately Managed	80.71
Govt-Aided Schools	80.34
Govt Schools	84.02
CBSE Overall	80.88
<b>DAV</b>	<b>88.52</b>

**The graphical representation of data shown in Table 3.1.2**



**Inferences:**

- Table 3.1.1 indicates that in the last 4 years DAV has sustained its top position and the overall pass percentage of DAV Public/Model Schools at Senior Secondary Level and as always has been higher than the overall pass percentage of CBSE as well as the Privately Managed Schools.
- Table 3.1.2 indicates that this year the overall pass percentage of DAV Public/Model Schools at Senior Secondary Level is higher than that of all the Privately Managed Schools, Govt.-Aided Schools, Govt. Schools as well as the overall pass percentage of CBSE Schools.

**Qualitative Analysis**

The qualitative analysis reveals the degree of merit of the performance (based on the average score) of an institution.

<b>Q.P.I = (for class XII)</b>	<b>Grand Total Marks of the Appeared Students</b>
	<b>Total Number of Students × Number of Subjects</b>

The qualitative assessment of DAV Public Schools is based on the average score of each DAV student who appeared in the CBSE Board Examination this year. It can be arrived at by taking the grand total of marks obtained by each DAV student, who took the examination and

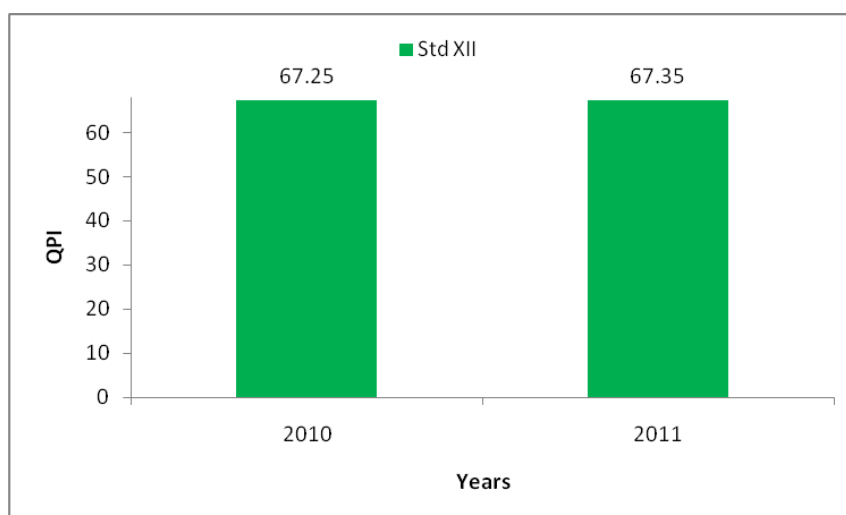
dividing it with the product of the total number of DAV students, who took the examination, and the total number of subjects. The score, thus, arrived at, is the Qualitative Performance Index (QPI) which indicates the quality of the performance of DAV students of a particular school.

**Table: 3.1.3**

**Qualitative Performance Index (QPI) of DAV Schools at Senior Secondary Level.**

	QPI of the previous year (2010)	QPI of this year (2011)	Deviation as compared to previous year (2011)
<b>Std XII</b>	67.25	67.35	0.10

**Graphical representation of the data in table 3.1.3**



**Inferences:**

- The QPI at the **Sr. Secondary Level** has marginally increased as compared to the year 2010.

## CHAPTER IV

### Zone - wise Analysis

In the previous chapter we have analyzed the overall performance of DAV Public / Model Schools. In this chapter we will undertake the zone-wise analysis of **quantitative** and **qualitative** performance of DAV Public / Model Schools.

#### 4.1 Zone Wise Quantitative Assessment

##### Zone-wise Quantitative Assessment of Std-XII Performance:

The zone-wise quantitative analysis reveals the Pass % of students who appeared for the Class XII CBSE Board Examinations. The Pass% of each zone is then compared to the DAV Overall Pass Percentage to indicate its deviation from the National Index.

**Table : 4.1.1**

**The Overall DAV Quantitative Performance Index of Std-XII:  
(DAV National Index - 88.52%)**

ZONE	APPR	PASS	COMP	FAIL	PASS %	Deviation from overall DAV pass %	Regional Director
AP	63	58	3	2	92.06	3.54	Mrs. Seetha Kiran
BR-1	1722	1593	95	34	92.51	3.99	Dr. J V Kulkarni
BR-2	837	766	47	24	91.52	3.00	Dr. U S Prasad
MP CG	1002	888	77	37	88.62	0.10	Mr L N Pradhan
CH	455	350	58	47	76.92	-11.60	--
DEL	4846	4613	169	64	95.19	6.67	--
GM	689	662	20	7	96.08	7.56	Mr K B Kaushal
HAR-1	1224	1061	91	72	86.68	-1.84	Dr. D Vidyarthi
HAR-2	467	369	69	29	79.01	-9.51	Mrs. Reena Nagrath
HAR-3	1086	840	152	94	77.35	-11.17	Mrs. Madhu Bahl
HAR-4	1562	1295	164	103	82.91	-5.61	Mr. K L Khurana
HAR-5	685	625	34	26	91.24	2.72	Mrs. Anita Makkar
HAR-6	865	776	66	23	89.71	1.19	Mrs. Suman Nijhawan
HP-1	763	625	79	59	81.91	-6.61	Mrs. P Sofat
HP-2	365	302	31	32	82.74	-5.78	Mrs Shashi Kiran Gupta
HP-3	348	301	30	17	86.49	-2.03	Dr. Puneet Bedi
HP-4	1093	964	75	54	88.20	-0.32	Dr. Vijender Singh
HP-5	460	376	41	43	81.74	-6.78	Mr. S P Arora

ZONE	APPR	PASS	COMP	FAIL	PASS %	Deviation from overall DAV pass %	Regional Director
JH	7775	7298	347	130	93.86	5.34	Mr. L R Saini
OR, WB	1710	1527	106	77	89.30	0.78	Dr. H K Mohanty
PB-1	609	542	40	27	89.00	0.48	Mrs. Neelam Kamra
PB-2	898	714	102	82	79.51	-9.01	Mrs. P P Sharma
PB-3	973	775	81	117	79.65	-8.87	Mr. Vijay Kumar
PB-4	201	198	2	1	98.51	9.99	Mr. R S Patial
PB-5	929	765	99	65	82.35	-6.17	Dr. B B Sharma
PB-6	601	440	97	64	73.21	-15.31	Dr Satish Sharma
RJ	1002	865	81	56	86.33	-2.19	Mr. Y D Jigyasu
UPUL	1321	999	166	156	75.62	-12.90	Dr. S Marriya
<b>TOTAL</b>	<b>34551</b>	<b>30587</b>	<b>2422</b>	<b>1542</b>	<b>88.52</b>		

*(Note: The **positive deviation** of the QPI of the zone indicates that its quantitative performance is **higher** than the DAV Overall Quantitative Performance Index and **negative deviation** indicates that its quantitative performance is lower than the DAV Overall Quantitative Performance Index.)*

### Inferences:

- It is worth noting that 3 zones namely, HAR-5, OR WB, PB-1 which were showing negative deviation in the year 2010, are showing positive deviation this year.
- This year 16 zones have shown negative deviation from DAV Pass % i.e DAV National Index of 88.52% which is an area of concern.

## 4.2 Zone-wise Qualitative Assessment

The qualitative performance of each zone indicates the quality of performance of the schools in the CBSE Board Examination at Senior Secondary level. The score, thus, arrived at is known as the **Qualitative Performance Index (Q.P.I.)** of that zone.

### Senior Secondary Level

Five Categories have been devised on the basis of which the qualitative performance of all the DAV Public/Model Schools is assessed, and accordingly the schools are placed in the said categories:

**Categories of Qualitative Performance for the  
Senior Secondary Level (Std XII)**

Below 55%	55-55.99%	60-69.99%	70-79.99%	80% and ABOVE
<b>NEEDS IMPROVEMENT</b>	Satisfactory	Good	Very Good	Outstanding

**Table: 4.2.1**

**The Overall DAV Qualitative Performance Index of the  
Senior Secondary Level (Std XII)  
(DAV National QPI 67.35%)**

Sl. No.	Zone	Total Schools	QUALITATIVE PERFORMANCE INDEX OF SCHOOLS					Q P I of the Zone	Regional Director
			BELOW - 55	55-55.99	60-69.99	70-79.99	80 & ABV		
			Needs Imprv.	Satis	Good	V Gd.	Out-standing		
1	AP	3	0	0	2	0	1	73.84	Mrs. Seetha Kiran
2	BR-1	13	1	0	9	3	0	72.39	Dr. J V Kulkarni
3	BR-2	12	0	1	10	1	0	66.97	Dr. U S Prasad
4	MP CG	16	2	2	12	0	0	65.22	Mr L N Pradhan
5	CH	2	0	0	1	1	0	62.73	
6	DEL	19	1	1	8	9	0	70.04	
7	GM	7	0	0	2	5	0	73.95	Mr K B Kaushal
8	HAR-1	10	1	1	6	2	0	67.85	Dr. D Vidyarthi
9	HAR-2	4	1	0	2	1	0	63.73	Mrs. Reena Nagrath
10	HAR-3	10	4	1	5	0	0	61.47	Mrs. Madhu Bahl
11	HAR-4	11	2	3	4	2	0	65.34	Mr. K L Khurana
12	HAR-5	7	2	1	3	0	1	71.43	Mrs. Anita Makkar
13	HAR-6	6	0	2	2	2	0	65.96	Mrs. Suman Nijhawan
14	HP-1	11	2	2	4	3	0	66.73	Mrs. P Sofat
15	HP-2	5	0	2	0	2	1	66.24	Mrs Shashi Kiran Gupta
16	HP-3	5	0	2	3	0	0	64.28	Dr. Puneet Bedi
17	HP-4	7	1	0	5	1	0	64.74	Dr. Vijender Singh
18	HP-5	5	0	0	3	2	0	65.84	Mr. S P Arora

Sl. No.	Zone	Total Schools	QUALITATIVE PERFORMANCE INDEX OF SCHOOLS					Q P I of the Zone	Regional Director
			BELOW - 55	55-55.99	60-69.99	70-79.99	80 & ABV		
			Needs Imprv.	Satis	Good	V Gd.	Out-standing		
19	JH	55	2	4	38	11	0	68.14	Mr. L R Saini
20	OR, WB	21	2	1	8	8	2	70.14	Dr. H K Mohanty
21	PB-1	4	0	1	2	1	0	71.02	Mrs. Neelam Kamra
22	PB-2	8	1	1	5	1	0	61.70	Mrs. P P Sharma
23	PB-3	13	4	1	5	3	0	63.08	Mr. Vijay Kumar
24	PB-4	2	1	0	0	0	1	81.21	Mr. R S Patial
25	PB-5	6	0	0	6	0	0	64.59	Dr. B B Sharma
26	PB-6	4	0	3	1	0	0	59.75	Dr Satish Sharma
27	RJ	6	1	0	4	1	0	69.48	Mr. Y D Jigyasu
28	UPUL	14	5	2	5	2	0	59.33	Dr. S Marriya
		286	33	31	155	61	6	67.35	

### Inference:

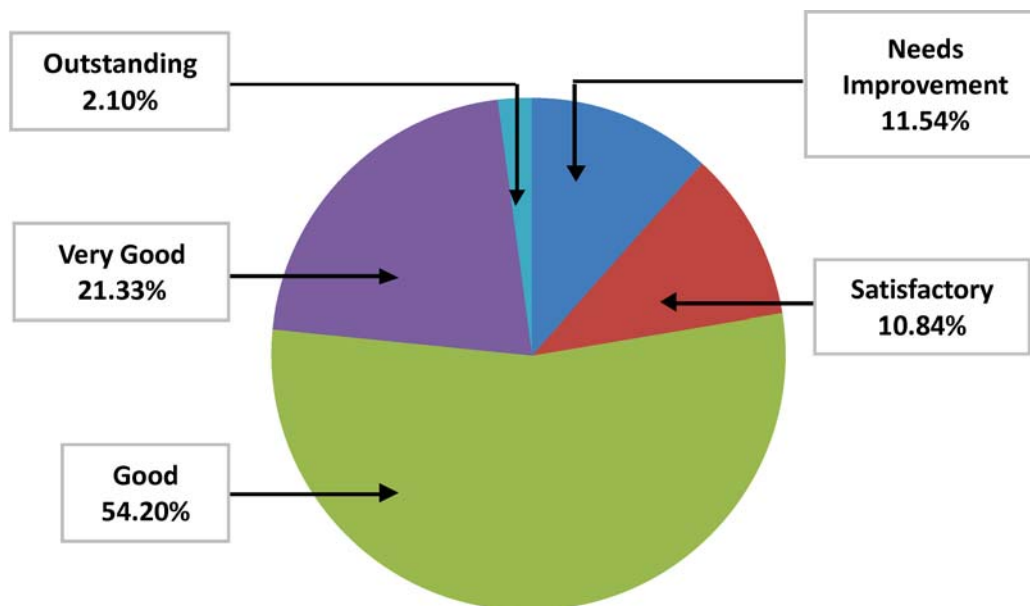
Out of 286 Schools, 6 schools are in Outstanding Category, 61 schools are in Very Good Category, 155 schools are in Good Category, 31 schools are in Satisfactory Category and 33 schools are in Needs Improvement Category.

**Table 4.2.2**

### Summary of Category-wise Analysis: Std XII

Class	Total No. of Schools	Schools in each Category				
		NEEDS IMPROVEMENT	SATISFACTORY	GOOD	VERY GOOD	OUTSTANDING
XII	286	33	31	155	61	6
		11.54%	10.84%	54.20%	21.33%	2.10%

A Pie diagram representing the data given in the Table at 4.2.2



**Table 4.2.3**

Comparative Performance of Schools at Senior Secondary level.

Std XII	Total No. of Schools	Number of Schools in each Category				
		Needs Improvement	Satisfactory	Good	Very Good	Outstanding
2008	238	10	23	145	57	3
2009	257	9	32	146	63	7
2010	265	13	36	151	59	6
2011	286	33	31	155	61	6

**Inference:**

The above table shows that the number of schools in the Needs Improvement category has increased.

## CHAPTER V

### Zone-wise Performance of Students

This chapter reveals information about the performance of students of Std XII on the basis of aggregate marks obtained by them.

All the students, who have passed the Std XII Examination, have been slotted in the ranges given below as per the aggregate marks obtained by them:

- **75% & above**
- **60% to 74.99%**
- **45% to 59.99%**
- **33% to 44.99%**
- **Below 33%**

This information as presented in the Tables 5.1 holds special significance for all the zones. It is obligatory for every Zone to prepare a comparative data of the performances of the previous years with that of this year and then explore possibilities of improvement while preparing a specific plan of action.

**Table 5.1**

**Zone-wise Profile of DAV Students on the Basis of Aggregate Marks  
at the Senior Secondary Level(Std XII)**

<b>ZONE</b>	<b>APPR</b>	<b>PASS</b>	<b>COMP</b>	<b>FAIL</b>	<b>33 % to 44.99%</b>	<b>45 % to 59.99%</b>	<b>60% to 74.99%</b>	<b>75 % &amp; Above</b>
AP	63	58	3	2	0	4	24	30
BR-1	1722	1593	95	34	1	123	711	758
BR-2	837	766	47	24	1	117	402	246
MP CG	1002	888	77	37	6	229	413	240
CH	455	350	58	47	2	85	139	124
DEL	4846	4613	169	64	28	838	1736	2011
GM	689	662	20	7	0	49	293	320
HAR-1	1224	1061	91	72	9	168	447	437
HAR-2	467	369	69	29	1	88	161	119
HAR-3	1086	840	152	94	3	214	417	206
HAR-4	1562	1295	164	103	3	253	603	436
HAR-5	685	625	34	26	0	97	205	323
HAR-6	865	776	66	23	5	203	308	260
HP-1	763	625	79	59	0	91	281	253
HP-2	365	302	31	32	1	46	139	116
HP-3	348	301	30	17	0	76	146	79
HP-4	1093	964	75	54	3	253	421	287
HP-5	460	376	41	43	0	66	188	122
JH	7775	7298	347	130	28	1437	3665	2168
OR, WB	1710	1527	106	77	1	250	532	744
PB-1	609	542	40	27	1	59	221	261
PB-2	898	714	102	82	5	221	309	179
PB-3	973	775	81	117	2	165	363	245
PB-4	201	198	2	1	0	9	26	163
PB-5	929	765	99	65	1	176	334	254
PB-6	601	440	97	64	9	137	197	97
RJ	1002	865	81	56	9	138	291	427
UPUL	1321	999	166	156	10	319	445	225
<b>TOTAL</b>	<b>34551</b>	<b>30587</b>	<b>2422</b>	<b>1542</b>	<b>129</b>	<b>5911</b>	<b>13417</b>	<b>11130</b>

## Inferences:

- The above table indicates that of all DAV students who successfully passed the Class XII CBSE examination, 80.25% students have scored in aggregate **above 60%** marks.
- **36.39%** students have scored 75% and above marks in aggregate.

## CHAPTER VI

### Performance Analysis: Subject-wise

This chapter deals with the subject-wise analysis of the performance of DAV Public/ Model Schools. This will help us to know the overall academic standards at the subject level and thus enable the schools to locate their areas of strengths and weaknesses and take appropriate action. For the year 2011, we have done subject-wise analysis of students' performance in each zone. This data will be helpful to DAV Institute of Inservice Education and Research to plan their PEP (Performance Enhancement Programme) workshops for the teachers teaching the subjects in which the performance of the students has not been found satisfactory.

#### 6.1 Subject-wise Analysis at Senior Secondary level

DAV Public/Model Schools offer a myriad of options to their students at the Senior Secondary Level. The students, as per their aptitude and interest, may opt for subjects such as Mathematics, Physics, Chemistry, Biology, Biotechnology, Engineering Drawing, English/Hindi Core and Elective, Sanskrit, Regional Languages, History, Geography, Psychology, Accountancy, Physical Education, Painting, Sculpture, Informatics Practices, Computer Science, Entrepreneurship, Music(Vocal, instrumental, Percussion), Textile Science, Design & Pattern Making, Clothing Construction, Basic Design, Dyeing & Printing, IT Systems, Business Data Pro etc. For carrying out the subject analysis, subjects commonly opted by the students in a particular stream have been grouped together as 'Language and Science', 'Commerce and Humanities' and 'Other Subjects'.

The tables 6.1.1, 6.1.2, 6.1.3 reflect the qualitative performance of all the zones in the major subjects at Senior Secondary Level. This in-depth analysis of each zone's performance clearly pinpoints the areas in which their performance has suffered a setback or the areas in which their efforts have been successful.

**Table: 6.1.1**

**Subject-Wise Qualitative Performance at Sr. Sec. Level: 2011  
Languages & Science Group:**

	English Core	Func English	Maths	Physics	Che- mistry	Biology	Biotech	Engg Draw.
Subject Code	301	101	041	042	043	044	045	046
<b>DAV QPI</b>	<b>70.50</b>	<b>76.50</b>	<b>59.80</b>	<b>65.60</b>	<b>68.50</b>	<b>73.60</b>	<b>73.90</b>	<b>80.90</b>
AP	77.97	—	65.61	70.24	68.61	83.86	80.60	47.00
BR-1	75.99	—	60.76	67.70	74.36	80.73	—	—
BR-2	72.6	—	48.01	62.97	66.37	70.84	—	—
MP CG	68.73	—	57.75	64.45	66.71	74.64	—	—
CH	65.06	—	50.34	66.41	68.70	70.32	—	—
DEL	75.86	—	67.97	71.98	70.92	76.57	76.48	81.37
GM	82.48	—	67.47	70.40	68.32	76.22	—	—
HAR-1	67.13	—	61.92	65.27	68.87	73.69	—	—
HAR-2	67.32	—	58.11	64.35	66.13	72.94	—	—
HAR-3	61.81	—	51.69	60.62	65.22	66.14	—	75.40
HAR-4	67.81	—	55.41	63.57	66.90	68.47	—	—
HAR-5	71.93	—	66.46	70.00	74.29	74.50	—	—
HAR-6	63.55	—	62.11	65.19	67.21	78.54	—	—
HP-1	65.33	78.75	54.16	61.36	66.60	72.38	—	—
HP-2	67.58	—	57.92	64.79	69.06	76.53	—	—
HP-3	64.9	—	55.50	63.91	66.81	67.21	55.50	—
HP-4	69.36	—	57.39	66.39	70.56	70.54	—	—
HP-5	68.41	—	56.34	61.62	63.95	65.99	—	—
JH	71.03	—	57.77	64.42	68.64	76.89	71.16	—
OR, WB	75.60	—	63.98	66.66	68.24	72.68	—	—
PB-1	73.04	—	63.70	64.53	67.09	72.01	—	—
PB-2	66.39	—	51.09	59.75	63.50	69.95	—	—
PB-3	66.43	65.32	51.44	61.93	64.12	68.98	—	—
PB-4	80.88	—	79.94	79.04	85.24	90.10	67.00	—
PB-5	66.20	—	55.14	65.94	67.83	67.62	—	—
PB-6	63.22	—	45.94	55.20	63.65	63.85	—	—
RJ	69.57	—	67.68	70.57	71.11	75.21	—	—
UPUL	63.41	—	53.33	62.09	64.42	66.10	—	73.80

**Inference:**

The above table shows that **Andhra Pradesh, Bihar-1, Delhi, Gujarat and Maharashtra, Haryana-5, Punjab-4, and Rajasthan** have done well in most of the subjects mentioned above.

**Table 6.1.2**

**Subject-Wise Qualitative Performance at Sr. Sec. Level  
Commerce & Humanities**

	History	Pol Science	Geog	Eco	Buss Studies	Accountancy	Phy. Ed.	Painting
Subject Code	27	28	29	30	54	55	48	49
<b>DAV QPI</b>	<b>55.80</b>	<b>53.70</b>	<b>69.70</b>	<b>55.80</b>	<b>63.20</b>	<b>64.80</b>	<b>75.00</b>	<b>81.40</b>
AP	–	–	–	81.00	93.75	93.00	87.00	–
BR-1	73.64	76.16	85.48	64.32	74.63	68.94	83.46	–
BR-2	–	–	–	59.81	67.48	62.77	81.43	–
MP CG	60.79	60.50	58.00	55.31	57.81	59.55	75.21	–
CH	38.63	54.75	–	46.29	57.13	48.66	72.98	72.22
DEL	52.38	55.19	65.36	59.51	69.30	69.91	68.17	76.22
GM	–	–	85.69	66.73	68.13	77.28	79.64	–
HAR-1	40.40	42.60	–	60.76	65.41	68.65	73.82	83.95
HAR-2	49.20	52.50	63.32	43.18	55.34	59.49	72.05	–
HAR-3	–	45.14	–	46.26	56.99	58.79	75.83	–
HAR-4	67.04	58.82	69.18	51.93	59.80	66.40	74.16	80.92
HAR-5	60.89	62.92	77.83	63.03	69.61	74.92	75.49	88.63
HAR-6	55.12	51.49	73.63	56.30	65.42	70.07	74.99	–
HP-1	70.27	–	74.66	51.51	60.07	60.78	78.79	–
HP-2	–	–	–	44.43	56.28	60.53	81.37	–
HP-3	–	67.36	–	46.38	60.78	64.77	71.96	78.33
HP-4	55.00	42.84	54.11	53.13	58.46	61.23	70.95	73.87
HP-5	–	–	–	51.59	63.82	63.50	79.84	–
JH	57.14	49.86	81.40	59.44	63.22	64.87	77.16	81.51
OR, WB	56.38	46.91	71.61	68.53	73.51	68.63	73.15	85.37
PB-1	69.50	76.10	74.80	56.26	75.84	72.32	78.31	89.47
PB-2	50.09	61.06	67.60	45.72	63.13	55.12	68.87	72.76
PB-3	49.45	35.83	55.14	46.58	56.61	62.16	70.69	–
PB-4	–	44.00	–	78.60	79.15	82.60	84.77	76.57
PB-5	37.72	47.90	–	54.20	53.78	63.59	72.74	–
PB-6	46.04	55.94	66.50	44.92	52.16	55.45	74.55	89.81
RJ	52.55	–	62.67	53.71	62.84	64.90	78.88	–
UPUL	45.27	–	–	41.52	51.47	52.48	70.09	79.50

**Inference:**

Table 6.1.2 shows that **Andhra Pradesh, Bihar-1, Gujarat and Maharashtra, Haryana-5, Jharkhand, Orissa & West Bengal, and Punjab-1** have done well in most subjects mentioned above.

**Table 6.1.3****Subject-Wise Qualitative Performance at Sr. Sec. Level in Other Subjects**

	Info Prac	Multimedia & Web	Comp Sc	Hindi Elective	Hindi Core	Sanskrit Core	Home Sc	Entrepreneurship
Sub. Code	065	067	083	002	302	322	064	066
DAV QPI	72.50	66.60	72.80	60.60	68.90	73.80	69.40	68.50
AP	88.57	—	80.35	—	88.00	—	—	—
BR-1	77.49	—	—	—	75.74	—	—	—
BR-2	62.58	64.02	—	—	72.69	61.95	—	—
MP CG	75.00	—	74.45	—	69.73	79.29	—	—
CH	—	69.85	81.14	—	50.23	—	59.94	—
DEL	70.36	64.04	77.18	58.96	62.43	57.83	69.12	71.27
GM	84.16	—	76.84	—	84.00	—	—	83.29
HAR-1	69.32	—	66.69	55.00	62.59	—	—	—
HAR-2	70.33	—	—	—	49.42	—	—	—
HAR-3	63.16	—	69.95	—	54.80	—	—	—
HAR-4	73.07	80.71	73.00	—	67.83	—	78.00	—
HAR-5	40.44	—	71.79	—	72.08	—	60.73	—
HAR-6	—	—	77.82	59.39	60.74	84.22	—	—
HP-1	69.48	67.76	70.54	—	61.33	—	—	72.11
HP-2	—	—	64.00	—	—	—	—	—
HP-3	75.56	—	62.44	—	66.50	—	71.27	—
HP-4	71.70	—	69.02	59.01	65.83	—	78.37	—
HP-5	83.68	—	66.94	—	—	—	—	—
JH	72.59	71.85	71.37	71.93	69.72	77.02	—	59.52
OR, WB	—	—	73.36	—	64.52	—	—	—
PB-1	73.32	—	—	—	—	—	—	—
PB-2	58.67	—	75.74	—	61.40	—	—	65.63
PB-3	71.10	—	61.50	—	67.21	—	66.33	—
PB-4	81.00	—	—	—	—	—	—	—
PB-5	53.13	—	63.97	—	63.80	—	64.33	—
PB-6	65.92	66.99	—	—	—	—	—	—
RJ	69.14	—	62.56	62.00	—	—	77.16	—
UPUL	57.26	—	64.36	54.00	63.24	—	—	71.32

**Inference:**

While Madhya Pradesh & Chattisgarh, Gujarat & Maharashtra, Haryana-4, and Jharkhand Zones have done well in most of the subjects mentioned above.

## CHAPTER VII

### The Pride of DAV

#### A. The Achievers at National Level

A ranking of the best three schools at the national level in the year 2011 has been done keeping in view the **qualitative performance index** and also the **number of students** at the Senior Secondary level. *(It has been felt that to compare a school with a student strength, for example, of 40 students with a school having more than 200 students at the Senior Secondary Level will not be doing justice to either of them.)*

The schools have been placed in four groups, keeping the student strength in view. This has been done to promote fair and healthy competition among our schools.

The schools are awarded '**Pride of DAV**' certificates under the signatures of the President, DAV College Managing Committee.

#### 7.1 Senior Secondary Level

Table: 7.1.1

##### (GROUP-I) Students' Strength: 241 and above

Number of Schools: 36

Total Number of Students: 13133

Rank	School code	Name of School	QPI	Zone	Principal
I	04100	D A V PUBLIC SCHOOL SECTOR 14 GURGAON HARYANA	83.52	HAR-5	Mrs Anita Makkar
II	08423	DAV MODEL SCHOOL DURGAPUR BURDWAN WB	79.41	JH	Mrs. Papiya Mukherjee
III	08240	DAV PUBLIC SCHOOL B S E B COLONY PATNA BIHAR	77.74	BR-1	Mr. Ramanuj Prasad

**Table: 7.1.2****(GROUP-II) Students' Strength: 121-240**

Number of Schools: 64

Total Number of Students:11232

Rank	School code	Name of School	QPI	Zone	Principal
I	04583	D A V PUBLIC SCHOOL B R S NAGAR LUDHIANA PUNJAB	82.88	PB-4	Mr. R.S. Patial
II	08378	DAV PUB SCHOOL CHANDRA- SEKHARPUR BHUBANESWAR ORISSA	81.43	OR, WB	Dr. K.C. Satpathy
III	08305	DAV PUBLIC SCHOOL BHUBANESHWAR ORISSA	79.75	OR, WB	Mrs. B.Nayak

**Table: 7.1.3****(GROUP-III) Students' Strength: 41-120**

Number of Schools:114

Total Number of Students: 8523

Rank	School code	Name of School	QPI	Zone	Principal
I	04314	D A V PUBLIC SCHOOL PALAMPUR KANGRA HP	79.34	HP-1	Mr. V.K.Yadav
II	09703	DAV PUBLIC SCHOOL POKHARIPUT BBSR ORISSA	78.58	OR, WB	Ms. Sujata Sahu
III	06800	J H AMBANI SCHOOL LODHIVALI CHOWK RAIGAD MR	77.36	GM	Mrs. Parvesh Kushal

**Table: 7.1.4****(GROUP-IV) Students' Strength: 40 and below**

Number of Schools:72

Total Number of Students: 1663

Rank	School code	Name of School	QPI	Zone	Principal
I	07052	D A V PUBLIC SCHOOL VELACHERRY CHENNAI TN	83.09	AP	Ms. Minoo Aggarwal
II	04386	D A V A VIDYA NIKETAN DARLAGHAT ARKI SOLAN HP	82.50	HP-2	Mr. Ajay Kumar Sharma
III	09904	DAV MODEL SCHOOL IIT KHARAGPUR WB	80.49	OR, WB	Mr. M.P.Sharma

## Inference:

The Schools as mentioned in Tables above have done well and bagged the first three positions in various categories.

## Special Applause

Ranking of the best three schools at the national level, in each group, at Senior Secondary level has been done in this Chapter. Under Special Applause we will deal with the DAV Public/ Model Schools, who have **maintained the ranks for three consecutive years** at the national level. The Principals of these schools deserve **special applause**.

The following schools have retained the overall first position for the last three years.

## 7.2 Senior Secondary Level

The following schools have either secured first, second or third position in the last three years at the Senior Secondary level.

**Table 7.2.1**

Rank	CBSE No.	Name of the School	Principal	Year	Students' Strength
I	04100	D A V PUBLIC SCHOOL SECTOR 14 GURGAON HARYANA	Mrs. Anita Makkar	2009	241 and above (Group 1)
I	04100	D A V PUBLIC SCHOOL SECTOR 14 GURGAON HARYANA	Mrs. Anita Makkar	2010	241 and above (Group 1)
I	04100	D A V PUBLIC SCHOOL SECTOR 14 GURGAON HARYANA	Mrs. Anita Makkar	2011	241 and above (Group 1)

**Table 7.2.2**

Rank	CBSE No.	Name of the School	Principal	Year	Students' Strength
I	08378	DAV PUB SCHOOL CHANDRA-SEKHARPUR BHUBANESWAR OR	Dr. K.C. Satpathy	2009	121-240 (Group-II)
I	08378	DAV PUB SCHOOL CHANDRA-SEKHARPUR BHUBANESWAR OR	Dr. K.C. Satpathy	2010	121-240 (Group-II)
II	08378	DAV PUB SCHOOL CHANDRA-SEKHARPUR BHUBANESWAR OR	Dr. K.C. Satpathy	2011	121-240 (Group-II)

**Table 7.2.3**

Rank	CBSE No.	Name of the School	Principal	Year	Students' Strength
III	08423	DAV MODEL SCHOOL DURGAPUR BURDWAN WB	Mrs. Papiya Mukherjee	2009	121-240 (Group-II)
II	08423	DAV MODEL SCHOOL DURGAPUR BURDWAN WB	Mrs. Papiya Mukherjee	2010	121-240 (Group-II)
II	08423	DAV MODEL SCHOOL DURGAPUR BURDWAN WB	Mrs. Papiya Mukherjee	2011	241 & Above (Group-I)

**Table 7.2.4**

Rank	CBSE No.	Name of the School	Principal	Year	Students' Strength
II	08305	DAV PUBLIC SCHOOL BHUBANESHWAR ORISSA	Mrs. B. Nayak	2009	121-240 (Group-II)
III	08305	DAV PUBLIC SCHOOL BHUBANESHWAR ORISSA	Mrs. B. Nayak	2010	121-240 (Group-II)
III	08305	DAV PUBLIC SCHOOL BHUBANESHWAR ORISSA	Mrs. B. Nayak	2011	121-240 (Group-II)

**Table 7.2.5**

Rank	CBSE No.	Name of the School	Principal	Year	Students' Strength
II	09703	DAV PUBLIC SCHOOL POKHARIPUT BBSR ORISSA	Ms. Sujata Sahu	2009	41-120 (Group-III)
I	09703	DAV PUBLIC SCHOOL POKHARIPUT BBSR ORISSA	Ms. Sujata Sahu	2010	41-120 (Group-III)
II	09703	DAV PUBLIC SCHOOL POKHARIPUT BBSR ORISSA	Ms. Sujata Sahu	2011	41-120 (Group-III)

**Table 7.2.6**

Rank	CBSE No.	Name of the School	Principal	Year	Students' Strength
I	06800	J H AMBANI SCHOOL LODHIVALI CHOWK RAIGAD MR	Ms. Parvesh Kushal	2009	41-120 (Group-III)
II	06800	J H AMBANI SCHOOL LODHIVALI CHOWK RAIGAD MR	Ms. Parvesh Kushal	2010	41-120 (Group-III)
III	06800	J H AMBANI SCHOOL LODHIVALI CHOWK RAIGAD MR	Ms. Parvesh Kushal	2011	41-120 (Group-III)

**Table 7.2.7**

Rank	CBSE No.	Name of the School	Principal	Year	Students' Strength
II	07052	D A V PUBLIC SCHOOL VELACHERRY CHENNAI TN	Ms. Minoo Aggarwal	2009	40 and Below (Group-IV)
I	07052	D A V PUBLIC SCHOOL VELACHERRY CHENNAI TN	Ms. Minoo Aggarwal	2010	40 and Below (Group-IV)
I	07052	D A V PUBLIC SCHOOL VELACHERRY CHENNAI TN	Ms. Minoo Aggarwal	2011	40 and Below (Group-IV)


## CHAPTER VIII

### Legion of Merit Performers

The best four (at the best three positions) students, who have scored the highest aggregate marks in the Senior Secondary Examination of the CBSE Board, have been selected for the 8.1 Section of this Chapter. The placement of rank holders at the Senior Secondary level has been done stream-wise in accordance with the aggregate marks in that particular stream in Section 8.2.1, 8.2.2 and 8.3.3

The entire DAV Organization feels proud of these students. Each of these Meritorious students and Toppers have received a **Letter of Applause** from the President, DAV CMC.

#### 8.1 STD XII Meritorious Students



SACHIN KUMAR  
DAV CENTENARY PUBLIC SCHOOL J PUR HARIDWAR UA

98.0%

First position among all the DAV students



SANCHARI SEN  
DAV MODEL SCHOOL  
IIT KHARAGPUR WB



SURABHI SHARMA  
D A V PUBLIC SCHOOL SECTOR  
14 GURGAON HARYANA

97.4%

Second position among all the DAV students



AKHIL JAIN  
S S LATA SETHI DAV PUB SCH MAUSAM VIHAR DELHI

97.2 %  
Third position among all the DAV students

## 8.2 Streamwise DAV Toppers (Std-XII)

**Table 8.2.1**

### Science Stream

Position	Name of the School	Student	Marks	Percentage
I	DAV CENTENARY PUBLIC SCHOOL J PUR HARIDWAR UA	SACHIN KUMAR	490	98
II	DAV MODEL SCHOOL IIT KHARAGPUR WB	SANCHARI SEN	487	97.4
III	S S LATA SETHI DAV PUB SCH MAUSAM VIHAR DELHI	AKHIL JAIN	486	97.2

**Table 8.2.2**

### Commerce Stream

Position	Name of the School	Student	Marks	Percentage
I	D A V PUBLIC SCHOOL SECTOR 14 GURGAON HARYANA	SURABHI SHARMA	487	97.4
II	D A V PUBLIC SCHOOL SECTOR 14 GURGAON HARYANA	SONAL	485	97.0
II	HANS RAJ MODEL SCHOOL RD 73 PUNJABI BAGH ND	NIDHI CHOPRA	485	97.0
III	O S D A V PUBLIC SCHOOL KAITHAL HARYANA	MUDITA BAHL	484	96.8

**Table 8.2.3****Humanities Stream**

Position	Name of the School	Student	Marks	Percentage
I	DAV PUBLIC SCHOOL B S E B COLONY PATNA BIHAR	SHUBHANJALI SINHA	467	93.4
II	DARBARI LAL D A V MODEL SCH SHALIMAR BAGH DLI	NIYATI SHARMA	463	92.6
III	D A V PUBLIC SCHOOL LAWRENCE ROAD AMRITSAR PB	BHAWNA ARORA	460	92.0

**Table 8.2.4****Vocational Studies**

Rank	Name of the School	Student	Marks	Percentage
I	KULACHI HANSRAJ MODEL SCHOOL ASHOK VIHAR DLI	RICHA AGGARWAL	458	91.6
II	KULACHI HANSRAJ MODEL SCHOOL ASHOK VIHAR DLI	PALAK JAIN	456	91.2
III	S S LATA SETHI DAV PUB SCH MAUSAM VIHAR DELHI	SHISHIR ARORA	442	88.4

**8.3 Laureate Certificates**

We have set up a tradition of awarding '**Laureate Certificates**' to the DAV students scoring the highest marks in a subject. The number of Laureate Certificates issued in each subject in Class **XII** are documented in the table **8.3.1** .

The '**Laureate Certificates**' are awarded under the joint signatures of the President , DAV College Managing Committee and the General Secretary, DAV College Managing Committee.

**Table 8.3.1****Subject-wise Highest Marks secured by DAV Students at Senior Secondary Level: 2011**

Subject Code	Subject	Max. Marks	No. of Students
34	MUSIC HIND.VOCAL	100	20
41	MATHEMATICS	100	107
43	CHEMISTRY	100	2
44	BIOLOGY	100	5
46	ENGG. GRAPHICS	100	1
48	PHYSICAL EDUCATION	100	2
49	PAINTING	100	1
54	BUSINESS STUDIES	100	11
55	ACCOUNTANCY	100	6
56	DANCE-KATHAK	100	1
30	ECONOMICS	99	3
37	PSYCHOLOGY	99	1
42	PHYSICS	99	8
45	BIOTECHNOLOGY	99	1
64	HOME SCIENCE	99	1
65	INFORMATICS PRAC.	99	8
83	COMPUTER SCIENCE	99	8
27	HISTORY	98	1
28	POLITICAL SCIENCE	98	1
52	APP-COMMERCIAL ART	98	1
66	ENTREPRENEURSHIP	98	1
301	ENGLISH CORE	98	3
302	HINDI CORE	98	4
322	SANSKRIT CORE	98	3
685	DESG & PAT MAKING	98	1
686	CLOTHING CONST	98	2
29	GEOGRAPHY	97	2
35	MUSIC HIND.INS.MEL	97	1
67	MULTIMEDIA & WEB T	97	2

Subject Code	Subject	Max. Marks	No. of Students
51	SCULPTURE	96	1
53	FASHION STUDIES	96	1
104	PUNJABI	96	1
701	DTP CAD & MULTIMED	96	2
39	SOCIOLOGY	95	1
101	FUNCTIONAL ENGLISH	95	4
700	BUSINESS DATA PROC	95	1
724	B P O SKILLS	95	1
2	HINDI ELECTIVE	93	2
36	MUSIC HIND.INS.PER	92	1
684	TEXTILE SCIENCE	91	1
699	I T SYSTEMS	91	1
722	ACTG FOR BUSINESS	89	1
118	FRENCH	84	1
113	ORIYA	82	1
120	GERMAN	82	1
723	INT TO FINANCL MKT	81	2
111	MANIPURI	80	1

### Inference:

At Senior Secondary level in 2011 maximum students have scored the highest marks in Mathematics, followed by Music Hind. Vocal, and Business Studies.

## CHAPTER IX

### The DAV Merit Holders

The DAV has a tradition of honouring meritorious performance. In recognition of the high academic performance, the students who scored 90% and above marks in senior secondary have been designated as high achievers as they have demonstrated outstanding academic promise. In appreciation of their commendable performance, the President, DAV College Managing Committee, New Delhi had awarded *Certificate of Achievement* to **5838 (4674+1164)** meritorious students who excelled in the CBSE Examination held in 2010. These students were invited to Delhi and honoured by the DAV fraternity on Hansraj Diwas.

Every year the number of students at Std XII level has been increasing. It is heartening to note that students from DAV Public/Model Schools are showing a commendable performance.

#### Senior Secondary Level

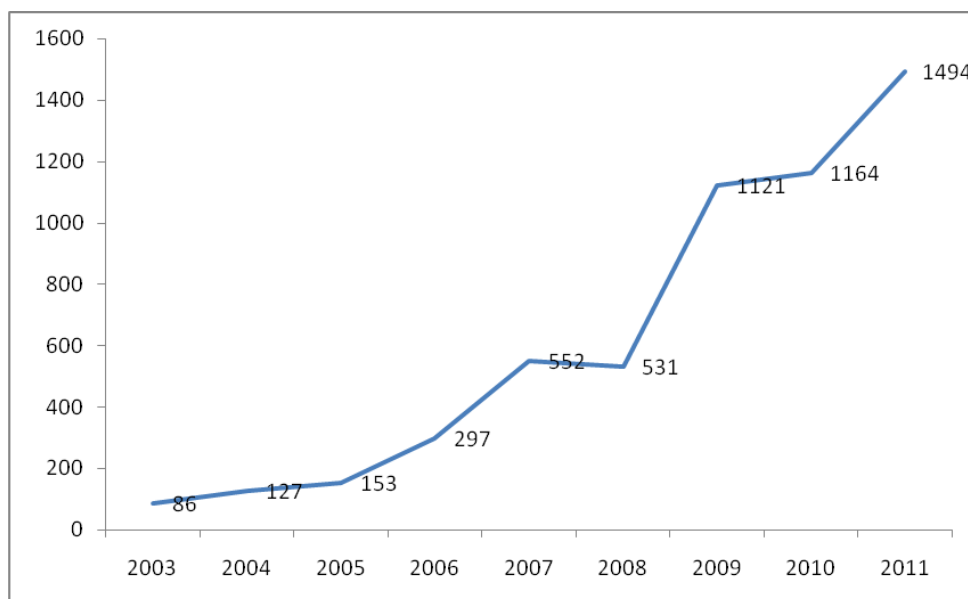
The total number of students who obtained 90% and above in 2010 were **1164 and this year it is 1494**. This year the following students from our schools as depicted in the Table at 9.2 will be awarded the **Certificate of Achievement** by the President, DAV College Managing Committee for having secured 90% or more marks in the aggregate in the Senior Secondary Examination held by CBSE in March, 2011:-

**Table 9.1**

**Students scoring 90% & above in Std XII**

	2003	2004	2005	2006	2007	2008	2009	2010	2011
XII	86	127	153	297	552	531	1121	1164	1494

The graphical representation of data shown in Table 9.1



### Inference:

The graph relating to Table 9.1 shows an incline in performance. Most noteworthy is the performance of the students at the **Senior Secondary level** in 2011.

This year at the senior secondary level the number of students scoring 90% and above in the aggregate has increased substantially as compared to the 2010 CBSE Examination. Total number of students who obtained 90% and above in 2010 were 1164 and this year is 1494. The number has increased by 330. This year the following number of students from our schools as depicted in the Table at 9.2 will be awarded the **Certificate of Achievement** by the President, DAV College Managing Committee for having 90% or more marks in aggregate in the Senior Secondary Examination held by CBSE in March, 2011.

**Table 9.2****List of Merit Position Holders in Std-XII**

Sl No.	Zone	School Name	No. of Students in the School
1	AP	D A V PUBLIC SCHOOL VELACHERRY CHENNAI TN	6
2		D A V PUBLIC SCHOOL R K PURAM HYDERABAD AP	1
3	BR-1	DAV PUBLIC SCHOOL B S E B COLONY PATNA BIHAR	78
4		B R DAV PUBLIC SCHOOL BARAUNI R T BEGUSARAI BR	5
5		DAV PUBLIC SCHOOL CANTT ROAD KHAGAUL PATNA BIHAR	3
6		DAV PUBLIC SCHOOL PHULWARI SHARIF PATNA BR	1
7		S R DAV PUB SCH CHUNAPUR RD AERODROME PURNIA BR	1
8	BR-2	DAV PUBLIC SCHOOL CANTONMENT AREA GAYA BIHAR	6
9		DAV PUBLIC SCHOOL COLLEGE RD ROTARY CAMPUS GAYA	4
10		DAV PUB SCH DEEPTI NGR NTPC KAHALGAON BHAGALPUR	2
11		DAV PUB SCHOOL RAMGHARIA MOHALLA ARA BHOJPUR BR	2
12		DAV PUBLIC SCHOOL URJANAGAR MAHAGAMA GODDA JH	1
13		G DEVI DAV PUB SCH BHANDARKOLA SATAR RD DEOGARH	1
14	MP CG	D A V PUBLIC SCHOOL VASANT VIHAR BILASPUR CG	10
15		D A V ACC PUBLIC SCHOOL KYMORE DT KATNI M P	5
16		JPV DAV PUB SCH FCI GODOWN PURENI CHAKA KATNI MP	2
17		D A V PUBLIC SCH GEVRA PROJECT DT. KORBA CG	2
18		D A V PUB SCH SECL KUSMUNDA KORBA CG	2
19		D A V CENTENARY PUB SCH KUTESHWAR DT KATNI MP	1
20		DAV PUBLIC SCHOOL SECL BISHRAMPUR SURGUJA CG	1
21	CH	D A V MODEL SCHOOL SECTOR 15-A CHANDIGARH	12
22	DL	HANS RAJ MODEL SCHOOL RD 73 PUNJABI BAGH ND	50
23		DARBARI LAL D A V MODEL S S S PITAMPURA DELHI	49
24		D A V PUBLIC SCHOOL SRESHTHA VIHAR DELHI	44
25		D A V PUBLIC SCHOOL DAYANAND VIHAR DELHI	42
26		D A V PUB SCH PUSHPANJALI ENCL. PITAM PURA DL	41
27		KULACHI HANSRAJ MODEL SCHOOL ASHOK VIHAR DLI	27
28		D A V PUBLIC SCHOOL SECTOR VII ROHINI DELHI	26
29		DARBARI LAL D A V MODEL SCH SHALIMAR BAGH DLI	25
30		VEDA VYASA D A V PUBLIC SCH VIKASPURI ND	19
31		SURAJ BHAN D A V PUBLIC SCH VASANT VIHAR ND	7
32		DAV PUBLIC SCH KAILASH HILLS EOK ND-65	7
33		S S LATA SETHI DAV PUB SCH MAUSAM VIHAR DELHI	5

Sl No.	Zone	School Name	No. of Students in the School
34	DL:	DAV CENTENARY PUB SCH PASCHIM ENCL.ROHTAK RD N D	4
35		A G DAV CENTENARY PUB SCH DR MUKHERJEE NAGAR DLI	2
36		DAV CENTENARY PUBLIC SCHOOL NARELA DELHI	1
37		JHABBAN LAL DAV PUB SCH PASCHIM VIHAR N DELHI	1
38		DAV PUB SCHOOL CHANDER NGR JANAK PURI NEW DLI	1
39	GM	DAV PUBLIC SCHOOL NERUL NAVI MUMBAI MR	19
40		D A V PUBLIC SCHOOL PUNE MAHARASHTRA	16
41		DAV PUBLIC SCH NEW PANVEL MUMBAI MAHARASTRA	12
42		D A V PUBLIC SCHOOL AIROLI NAVI MUMBAI MR	7
43		J H AMBANI SCHOOL LODHIVALI CHOWK RAIGAD MR	5
44	HAR-I	D A V CENTENARY PUB SCHOOL URBAN ESTATE JIND HRY	21
45		D A V PUBLIC SCHOOL PANIPAT HARYANA	18
46		S B P D A V CENTENARY PUB SCH FATEHABAD HARYANA	12
47		D A V CENTENARY PUB SCHOOL SEC 11-12 PANIPAT HRY	10
48		KALI RAM D A V PUBLIC SCHOOL SAFIDON JIND HRY	3
49		D A V CENTENARY PUB SCH TOHANA FATEHABAD HARYANA	2
50		D A V CENT PUB SCHOOL JAKHAL MANDI FATEHABAD HRY	2
51	D A V PUBLIC SCHOOL ASSANDH DT. KARNAL HRY	1	
52	HAR-2	D A V SR SEC PUBLIC SCHOOL AMBALA CITY HARYANA	12
53		POLICE D A V PUBLIC SCHOOL AMBALA CITY HARYANA	6
54		D A V PUBLIC SCHOOL NARAINGARH HARYANA	1
55	HAR-3	K B D A V CENTENARY PUB SCH SEC 7-B CHANDIGARH	4
56		D A V PUBLIC SCHOOL YAMUNA NAGAR HARYANA	3
57		B B M B DAV PUB SCH NANGAL TOWNSHIP PUNJAB	2
58		D A V CENTENARY PUBLIC SCHOOL SIRSA HARYANA	1
59	HAR-4	D A V PUBLIC SCHOOL SECTOR 14 FARIDABAD HARYANA	14
60		K L ARYA D A V PUBLIC SCHOOL HISSAR HARYANA	10
61		D A V CENTENARY PUB SCHOOL ROHTAK HARYANA	8
62		D A V PUBLIC SCHOOL SECTOR 37 FARIDABAD HARYANA	5
63		D A V PUBLIC SCHOOL SAINIK COLONY FARIDABAD HRY	4
64		D A V PUBLIC SCHOOL N H 3 N I T FARIDABAD HRY	2
65		D A V MULTIPURPOSE PUB SCH SECTOR 15 SONIPAT HRY	1
66	HAR-5	D A V PUBLIC SCHOOL SECTOR 14 GURGAON HARYANA	84
67		M L S D A V PUB SCHOOL NARNAUL MOHINDERGARH HRY	1
68		D A V PUBLIC SCHOOL MOHINDERGARH HARYANA	1
69	HAR-6	O S D A V PUBLIC SCHOOL KAITHAL HARYANA	18
70		D A V CENTENARY PUB SCH PEHOWA KURUKSHETRA HRY	4

Sl No.	Zone	School Name	No. of Students in the School
71	HAR-6	ANIL KR DAV PUB SCH ISMAILABAD KURUKSHETRA HRY	2
72		D A V PUBLIC SCHOOL CHEEKA KAITHAL HARYANA	2
73		D A V PUBLIC SCHOOL SEC 3 U E KURUKSHETRA HRY	2
74		D A V SR. SEC. SCHOOL PUNDRI KAITHAL HARYANA	2
75	HP-1	D A V PUBLIC SCHOOL PALAMPUR KANGRA HP	6
76		D A V SR SEC PUB SCHOOL LAKKAR BAZAR SHIMLA HP	5
77		D A V PUBLIC SCHOOL SECTOR - IV NEW SHIMLA HP	1
78		D A V PUBLIC SCHOOL DEHRA GOPIPUR KANGRA HP	1
79		D A V PUBLIC SCHOOL GHUMARWIN BILASPUR H.P.	1
80	HP-2	DAYANAND PUBLIC SCHOOL THE MALL SHIMLA HP	9
81		D A V A VIDYA NIKETAN DARLAGHAT ARKI SOLAN HP	4
82		M R A D A V PUBLIC SCHOOL ANAND COMPLEX SOLAN HP	3
83	HP-3	HANSRAJ PUBLIC SCHOOL SECTOR 6 PANCHKULA HARYANA	2
84		D A V SR SEC PUB SCHOOL SECTOR 8 PANCHKULA HRY	1
85		D A V PUBLIC SCHOOL AMBOTA UNA HIMACHAL PRADESH	1
86	HP-4	DAV PUB SCH RAJENDER NGR SAHIBABAD GHAZIABAD UP	17
87		DAV CENTENARY PUBLIC SCHOOL J PUR HARIDWAR UA	5
88		DAV PUBLIC SCHOOL DEFENCE COLONY DEHRADUN UA	4
89		DAV CENTENARY PUB SCH SEC 56 NOIDA G B NAGAR UP	3
90		DAV CENTENARY PUB SCH CHANDER NGR GHAZIABAD UP	1
91		DAV PUBLIC SCH PRATAP VIHAR GHAZIABAD UP	1
92	HP-5	D A V PUBLIC SCHOOL HAMIRPUR HP	5
93		DAV PUB SCHOOL SUNDER NAGAR MANDI HP	5
94		D A V SR SEC PUBLIC SCHOOL BARMANA BILASPUR HP	2
95		D A V CENTENARY PUB SCH JAWAHAR NAGAR MANDI HP	2
96	JH	DAV MODEL SCHOOL DURGAPUR BURDWAN WB	40
97		DAV PUB SCH BISTUPUR JAMSHEDPUR SINGHBHUM E JH	31
98		DAV PUBLIC SCH BCCL KOYLA NGR DHANBAD JHARKHAND	15
99		D A V PUBLIC SCHOOL ITKI ROAD PO HEHAL RANCHI JH	15
100		B N S DAV PUB SCHOOL BULAKI RD GIRIDIH JHARKHAND	12
101		DAV PUBLIC SCHOOL CANARY HILL ROAD HAZARIBAGH JH	11
102		DAV PUBLIC SCHOOL ROOP NARAYANPUR BURDWAN WB	8
103		DAV PUBLIC SCHOOL GANDHI NAGAR CCL RANCHI JH	7
104		PVSS DAV PUB SCH JHUMRITELAIYA KODERMA JHARKHAND	5
105		S J DAV PUB SCH CHAIBASHA SINGHBHUM W JHARKHAND	4
106		TATA DAV SCHOOL TISCO SIJUA BHELATAND DHANBAD JH	4
107		DAV KAPIL DEV PUB SCHOOL KADRU RANCHI JH	4

Sl No.	Zone	School Name	No. of Students in the School	
108	JH	DAV PUB SCHOOL ANPARA THERMAL PROJ SONEBHADRA UP	4	
109		DAV PUB SCH DUDHICHUA PROJECT JAYANT SIDHI M P	3	
110		DAV PUBLIC SCHOOL SECTOR-IV B S CITY BOKARO JH	3	
111		DAV PUBLIC SCH N T S BARKAKHANA HAZARIBAGH JH	3	
112		DAV PUBLIC SCHOOL KATHARA BOKARO JHARKHAND	3	
113		DAV PUBLIC SCHOOL BARIATU ROAD RANCHI JHARKHAND	3	
114		DAV PUBLIC SCHOOL ADITYAPUR SINGHBHUM W JH	3	
115		DAV PUB SCH ALKUSA COLLIERY KUSUNDA DHANBAD JH	2	
116		DAV PUBLIC SCHOOL PO SAWANG COLLIERY BOKARO JH	2	
117		S SHARDHANAND DAV CENTENARY RANCHI JHARKHAND	2	
118		DAV CENTENARY PUBLIC SCHOOL BANIAHIR DHANBAD JH	1	
119		TATA D A V SCHOOL JAMADOBA DHANBAD JHARKHAND	1	
120		DAV PUBLIC SCHOOL C C L GIRIDIH JHARKHAND	1	
121		M K DAV PUB SCH CHIANKI DALTONGANJ PALAMAU JH	1	
122		AGRASEN DAV PUB SCH BHARECH NGR HAZARIBAGH JH	1	
123		DAV PUBLIC SR SEC SCHOOL BINA SONEBHADRA UP	1	
124		DAV PUBLIC SCHOOL T P P RIHAND NGR SONEBHADRA UP	1	
125		DAV PUBLIC SCHOOL KHADIA(NCL) SONBHADRA UP	1	
126		DAV PUB SCH EASTERN COAL FIEL LTD BURDWAN WB	1	
127		OR, WB	DAV PUB SCHOOL CHANDRASEKHARPUR BHUBANESWAR OR	46
128			DAV PUBLIC SCHOOL BHUBANESHWAR ORISSA	44
129			DAV PUBLIC SCHOOL SEC 6 MARKAT NGR CUTTACK OR	12
130			DAV PUB SCH MCL KALINGA RD MAHENDRAPUR ANGUL OR	9
131			DAV PUB SCH MCL HQ ANAND VR BURLA SAMBALPUR OR	8
132			DAV MODEL SCHOOL IIT KHARAGPUR WB	7
133			DAV PUBLIC SCHOOL POKHARIPUT BBSR ORISSA	6
134	DAV PUB SCH GANDHI NGR BERHAMPUR GANJAM ORISSA		4	
135	D A V PUBLIC SCHOOL D B ROAD MIDNAPUR WB		4	
136	DAV PUB SCHOOL PARADEEP PPL TOWNSHIP PARADEEP OR		3	
137	D A V PUB SCH IMPHAL SANGAKPHAM MANIPUR		1	
138	DAV PUB SCHOOL MCL JAGANNATH AREA ANGUL ORISSA		1	
139	DAV PUB SCH BRAJRAJ NAGAR JHARSUGUDA ORISSA		1	
140	DAV PUBLIC SCHOOL ROURKELA DT SUNDERGARH ORISSA		1	
141	ATREYEE ENG MED SCHOOL MONGALPUR W DINAJPUR WB		1	
142	PB-1		D A V PUBLIC SCHOOL LAWRENCE ROAD AMRITSAR PB	39
143	PB-2		M H S AGRI COLLEGIATE SCH NAGBANI JAMMU TAWI J&K	10
144			DAYANAND MODEL SR SEC SCHOOL JALANDHAR PUNJAB	8

Sl No.	Zone	School Name	No. of Students in the School
145	PB-2	BBMB D A V PUBLIC SCHOOL TALWARA TOWNSHIP PUNJAB	2
146		DR M C M D A V PUBLIC SCHOOL PATHANKOT PUNJAB	1
147	PB-3	L I D G D A V CENT. PUB SCHOOL JALALABAD(W) PB	6
148		D A V CENTENARY PUBLIC SCHOOL MALERKOTLA PUNJAB	5
149		D A V PUBLIC SCHOOL PATIALA PUNJAB	5
150		H M D A V PUB SCHOOL MALWAL RD FEROPUR CITY PB	3
151		D A V CENTENARY PUBLIC SCHOOL NABHA PATIALA PB	2
152		SMT K B D A V CENT PUB SCH FAZILKA FEROPUR PB	2
153		D A V PUBLIC SCHOOL KOTKAPURA FARIDKOT PB	1
154	PB-4	D A V PUBLIC SCHOOL B R S NAGAR LUDHIANA PUNJAB	49
155	PB-5	R B D A V SR SEC PUBLIC SCHOOL BHATINDA PUNJAB	10
156		L R S D A V SR SEC MODEL SCHOOL ABOHAR PB	6
157		D A V EDWARD GANJ PUBLIC SCHOOL MALOUT PUNJAB	4
158		S D K L D A V CENTENARY PUBLIC SCHOOL MANSA PB	4
159		C M DAV SR SEC PUB SCH MANDI DABWALI SIRSA HRY	2
160	PB-6	POLICE D A V PUB SCH JALANDHAR CANTT PUNJAB	4
161		POLICE D A V PUBLIC SCHOOL POL LINES AMRITSAR PB	2
162		DR D R B D A V CENTENARY PUBLIC SCHOOL BATALA PB	1
163		LALA J N DAV MODEL SCH KABIR NAGAR JALANDHAR PB	1
164	RJ	D A V PUBLIC SCHOOL TALWANDI KOTA RAJASTHAN	70
165		D A V CENTENARY PUB SCHOOL VAISHALI NAGAR JAIPUR	4
166		DAV CENTENARY PUBLIC SCHOOL ADARSH NAGAR AJMER	3
167		MANGALAM DAV PUBLIC SCHOOL MORAK KOTA RAJ	2
168	UPUL	DAV CENTENARY PUB SCHOOL SHASTRI NAGAR MEERUT UP	6
169		DAV CENTENARY PUBLIC SCHOOL HALDWANI NAINITAL UA	4
170		SEWA RAM DAV PUB SCH A V COLONY SAHARANPUR UP	2
171		DAV PUBLIC SCHOOL KOTDWAR PAURI UA	1
172		SWARUP F DAV PUB SCH MUZAFFARNAGAR UP	1

## CHAPTER X

### SUCCESS MANTRAS

The results of the CBSE Board Examination in the past years reveal that some schools have consistently performed well. The scores of individual students topping the All India Board Examinations of CBSE, as well that of the school performance, at Secondary level and Senior Secondary level have brought laurels to the DAV Organisation and done us all proud.

The case studies of two DAV Public Schools given below, highlight success stories of schools that have delivered a high level of performance. The case studies reveal success achieved as a result of teachers and pupils benefiting from sharing classroom materials, and motivation given in some other non academic field helping the students to perform well in academics, by inspiring impressionistic minds.

DAV Schools have set high expectations from their pupils, and with a dedicated staff and excellent standards of teaching-learning, they have been successful in achieving good results. To improve learning outcomes, a few schools are constantly looking for information and communication technology (ICT) solutions that support teachers, students, and administrators. This has been possible by establishing a collaborative environment for teachers and pupils to share learning resources, class room skills, and teaching practices. A set of e learning modules have been created by staff that support all curriculum areas and ensure best practice through e-learning.

The case studies reveal success achieved as a result of

- Students studying interactively
- Teachers and pupils benefitting from sharing classroom materials
- Motivation given in some other non academic field helping the students to perform well in academics
- Information and Communication Technology (ICT) solutions that support teachers, students, and administrators
- e learning modules created by staff that support all curriculum areas and ensure best practice through e-learning.
- Good infrastructural support

As a result students have pushed the boundaries of learning with outstanding results.

## **CREATING OPPORTUNITES -**

### **HARNESSING POTENTIAL-**

### **ACHIEVING EXCELLENCE**

This year we have taken the success stories of two schools, since both these schools have shown a consistent performance down the years.

## **DAV PUBLIC SCHOOL, POKHARIPUT, BHUBANESWAR, ODISHA**

### **Nurturing Young Minds**

Being set in pious proximity of Lord Lingaraj the school owns a land of 3 acres within the stately neighbourhood of Dhauligiri and Khandagiri. The school opened in 1992 with a meager strength of 182 students and 9 faculty members. Today it has staked its claim in many respect shouldering responsibility of nurturing around 2200 students with a mission to convert raw minds to meritorious heights under the expert dynamism of 85 faculty members.



The school does not work with a motto to create students with dazzling academic glitter only. The school is enthused to see their children aspire for better academic goals. Growing a worthy character is the back bone of the school. Class room occupies the center stage to reap the best harvest in this regard. The school made it a custom to learn through doing and communication and the teachers guide students through theories of both complicity and efficacy. "Knowledge settling as wisdom" is taken care of. The school is a temple of learning for both teachers and students. Neatness of behavior or nuances of subjects are explored and the outputs are dealt sensibly for acquisition of lasting possessions in terms of material and spiritual success. "Class" is a

family and stands as a store house of worldly activities and wisdom; its members donate generously towards its sustenance and flourish.

### **School Performance**

The school shows 100 percent results in CBSE and DAV Education Board for Classes VIII, X & XII and thus has been the regular recipient of the prestigious “Pride of DAV” certificate conferred by DAV CMC, New Delhi.

Master Abinash Pati with 98.6% was the 2nd topper among all the DAV aspirants of CBSE Class X Examination in 2007 and Pranab Kumar Dhal along with Subhasnigdha Sethi scored a percentile score 99.9976 in 2010.

Saswat Padhi, made the school proud by clinching 1st Rank in IIT Kharagpur Zone.

Ambarish Sarangi & Aurojyoti Das became the National Runners UP & Champions of Regional Finals consecutively for the second year in TCS, IT Quiz. Regular winners also emerge from this school in NTSE, KVPY, Olympiads, and several prestigious talent- hunt exams.



Special feature of classroom teaching is embedded technology. Teachers are familiar with the latest technological development and all classroom transactions are done through the Multi-media and Power Point Presentation along with class assignments. This has been duly recognized by receiving the coveted 2nd Position in “National Computer Literacy Excellence Award for School 2007” and 1st Position in “State Computer Literacy Excellence Award for Schools -2007”.

Besides this the school has also received The Best School Award from Science Olympiad Foundation for the last 3 years, Best Principal award

for the Year 2007 by the DAV CMC, New Delhi, and Rajiv Gandhi Rastriya Ekta Samman 2010.

### **Holistic Development**

NCC, Scout, Guide and Red Cross, Cub & Bulbul form the power house of multitudinous activities and social services.

Cadets of this school are regularly selected for Pre-Thal Sainik Camp, Range Firing, Shooting etc. They also show their alacrity during the time of the natural calamities.

Participation in State Parade, National Parade, Blood Donation Camp, Trekking Expedition are some of the significant achievements of our cadets.

The Chief Minister's Running Trophy was bagged for the Best Civil March Past for three Years consecutively.

Eminent resource persons from different streams are invited to visit our school to motivate the faculty and the students and encourage with their informative presentation and skillful directives from time to time.

Regular orientation programs and workshops are salient features of the school's teaching and learning process. Teachers from all streams are encouraged to attend the workshops organized in-house as well as outside the school to internalize innovative skills and techniques pertaining to teaching skills in their respective subjects.

Teachers are felicitated for their exemplary contribution for the students' excellence in Secondary and Senior Secondary examination and over all contribution for school's rise.



## The Road to Success

- ❖ Stress on learning by doing hence making learning an enjoyable experience.
- ❖ Weak students are subjected to special counseling involving their parents. Their behavior is regularly monitored in order to bring remarkable changes in their performance through participation.
- ❖ Fast learners are given special training for IIT, JEE, NTSE, NOE, NOM, NOS for easy acclimatization and success.
- ❖ A positive and productive approach is instilled by including yoga in the curriculum for all the classes.
- ❖ Patriotism and solidarity is instilled through participation in birth centenaries of national festivals - Independence Day as well as Republic Day.
- ❖ Students and teachers are involved in conducting awareness camps both inside and outside the school campus.

## DAV MODEL SCHOOL, DURGAPUR (W.B.)

### SETTING BENCHMARK IN HOLISTIC EDUCATION

“Don't keep your dreams in your eyes,  
They may fall as tears;  
Keep them in your heart  
And let every heart beat  
Remind you about them”





DAV Model School, Durgapur situated in the heart of Durgapur Steel Township made a humble beginning on 11<sup>th</sup> March, 1975 in 3 rooms with 45 students and 3 teachers. Over the years it has burgeoned into an institution of excellence with 4500 students, 110 faculty members & 35



supporting staff paving its way today to stand tall and proud to meet the challenges of the ever changing global society. Believing in setting goals and targets which are realistic and achievable for their students through a holistic education system, the school endeavors to prepare the children for life, to nurture future citizens who have the necessary skills to live life and the confidence to transform their dreams into reality.

The school recognizes the need for the overall enhancement of an individual's personality and self esteem, so the definition of education is not confined to excellence in academics alone but an integrated approach where co-curricular and sporting activities find due importance.

It aims at transforming children into complete human beings; enriched in thoughts, warm at heart and awakened in spirits. The school is a vibrant centre of learning which has gained national and international repute with its alumni transcending new realms of achievements across the globe.

The school begins with the morning assembly in the pious aura with the incantation of vedic shlokas, thought provoking words of Rishi



Dayanand's philosophy in the lush green premises spread over a sprawling 7 acres of land.

The school boasts of a seven block state-of-art infrastructure with fully equipped multi-media laboratory, besides highly sophisticated IT Block, Robotic laboratory for hands-on teaching of Science, well equipped Science laboratory, smart boards; fully automated office, a well stocked library with a wide range of journals, periodicals, more than 10,000 books and an artistically architected Auditorium with a seating capacity of around 2,000 students for multifarious activities.

Parent - teacher - student interaction is very crucial in understanding the requirements of a child to face life with complete confidence and to overcome the challenges. The school has a well planned system for the meetings and the school diary is the means of regular communication. Evaluated worksheets of the child's performance is sent regularly to the parents to keep in touch with the progress of their child.

### Our strength :-

A team of dedicated, devoted and highly qualified staff commit themselves to the task of meeting the challenges of the ever evolving educational scenario. Structured training programmes are conducted to keep the teachers abreast of the latest changes and to enhance their teaching skills.

Evaluation & Assessment of a child's performance is Continuous & Comprehensive. Throughout the year teachers prepare special sets of handouts and worksheets for the students which serve as excellent revision aids & confidence builders for the students.

### Accomplishments and Achievements

Our students have made us proud by showing outstanding performance in CBSE Examination for classes X and XII. The Qualitative Performance



Index has always been the highest amongst all the schools of Ranchi Zone. The school has been placed in the '**Pride of DAV**' by **DAV CMC** for the last ten years. A good number of students make it to various prestigious colleges and professional institutions like IITs, IIMs, BITs, Medical Institutions etc.

The school is the first school to be awarded the **ISO 9001:2008** certification in Ranchi Zone for providing quality education.

The school has been awarded the prestigious **British Council International School Award 2010** which is an accreditation for integrating International dimension in school curriculum.

The students have brought laurels to the school by representing and bagging awards at National and International level competitions like the



Innovation Project, Creative Ideas, Science, Mathematics and Cyber Olympiads, India Today Quiz, Terra Quiz, Limca Book of Records Quiz, All India Metals and Metallurgy Quiz, Leadership programme in Science CPYLS.

Responding to the need of the hour, the children are sensitized and motivated towards environmental awareness through various activities and green programmes undertaken by the Eco Club of the school like Tree Plantation, Recycling of paper, Water Conservation and Banning the use of plastics.

Students actively participate in "Touching life" activities by observing Human Right's Day, literacy drive through the social club, anti-dowry, vigilance awareness, sensitizing against female foeticide etc. that reflects their commitment to the society as true citizens.

NCC is a saga of valour and traditions, it is 'a way of life' which casts a mantle of camaraderie and encompasses achievements and adventure. Our students have been selected to be a part of the prestigious Indian Mountaineering Association for the camp at Uttar Kashi. Some of our students have received Best Cadet award from their units.

Our student, Soumi Dasgupta has achieved a gold medal and a cash award in All India Essay Competition on Road Safety organized by Ministry of Shipping and Road Transport.

Our topper in Commerce Stream, Harsh Kumar Garg was one amongst the 100 meritorious students from all over India invited to the Republic

Day Parade 2011, to witness it from the Prime Minister's Box at Rajpath, New Delhi.

### **Our Untiring efforts**

- Planning a well structured curriculum to cater to the individual needs of the students.
- Providing a value-based, learner centric stress-free education.
- Creating well-groomed, worthy global citizen.
- Striving for excellence in education imparting it in tune with the times.
- Fostering love and appreciation among students for their motherland, culture and tradition, spirit of brotherhood and need to serve humanity.
- Adopting the best teaching practices through modern aids and updating the teachers with regular faculty meetings.
- Empowering students to qualify for various professional competitions.
- Providing the best of both worlds, a judicious blend of Indian Vedic Culture with modern scientific knowledge.
- Emphasizing discipline in personal conduct and work ethics
- Counseling at regular intervals by professionals

### **Other Measures Taken**

Yoga is as an integral part of the curriculum to enhance meditation and concentration

Positive reinforcement to students through several awards and prizes.

'Learning by doing and not through doing by learning' i.e. activities focused on promotion of creativity, innovation and thinking out-of-the-box.

Remedial classes for slow learners and special classes for gifted students.

Observation of special weeks organized by different clubs viz - Eco Club, Social Science Club, Science & Technology Club, Literary Club, Dramatics Club and Cultural Club.

## CHAPTER XI

### CRUSADE FOR BETTER PERFORMANCE

DAV has an eclectic approach to evaluation. We have adopted a comprehensive approach while developing and evaluating the all round personality of the child. All the three dimensions- the cognitive, the affective and the psycho-motor- are developed, observed and assessed carefully throughout the entire gamut of school activities.

DAV has embarked on a continuous voyage towards excellence. The journey synthesizes at two levels: at the Organizational level & at the Institutional level.

#### 12.1 At the Organizational Level

In the last decade, DAV College Managing Committee has redefined the focus of its policy. The main thrust now is on consolidation and quality management. For this purpose the Managing Committee has set up several departments to facilitate the developmental process. Development of curriculum and instructional material has special reference to global relevance keeping in view the pace of development in the field of Science and Technology specially generated by the revolution in electronics, computers and media. Thus the process of quantitative and qualitative development goes hand in hand in DAV.

The conceptual clarity which develops in the formative period of childhood, eventually forms the foundation for the performance of students at the Secondary or Senior Secondary levels. Hence, various steps have been initiated by the DAV College Managing Committee at the Organizational level, to bring **uniformity and quality** in the academic standards of DAV institutions, right from the early childhood stages. In this movement towards academic excellence, the following efforts are worth mentioning:-

##### 12.1. a) EFFORTS AT THE ORGANIZATIONAL LEVEL:

- ✿ *a common set of books prepared for classes Nursery to VIII*
- ✿ *a need based curriculum for classes Nursery to VIII*
- ✿ *a common assessment system in tune with the CBSE CCE System*
- ✿ *regular monitoring of the professional development of our task force*

- ✿ *a system of inspection for academic counselling*
- ✿ *annual analysis of performance in the CBSE Board Examinations (X & XII)*

Today, the competition has grown at a tremendous rate and placement in professional colleges is tough for the students. The DAV has been monitoring performance regularly, and so academic standards are maintained and the immense potential of the deserving students is well harnessed. Performance Analysis is conducted of the DAV schools and colleges and the data trends are highly encouraging.

All the DAV institutions are accountable to not only the DAV Organization, but also to the parents and the society. Keeping this wider perspective in view, self-evaluation functions as a regular exercise in the DAV calendar.

Annual analysis of performance of the schools both of the **CBSE Board Examinations (X & XII)** as well as the **DAV Examination Board** and monitoring assessment has become a part of this regular exercise, at the Organizational level. The data of the performance of schools is viewed from various angles and presented graphically and in tabular forms, after a thorough analysis.

### **12.1. b) . Bench Marking**

In our endeavour to ensure that the academic performance of DAV Public/Model Schools is par excellence, we begin with **Bench Marking**.

- ✿ *Collecting of comparative data*
- ✿ *Analyzing & interpreting the data*
- ✿ *Defining areas which need reinforcement*
- ✿ *Outlining remedial measures & steps to implement them*
- ✿ *Monitoring and reviewing*

### **AREAS OF BENCH MARKING**

The data has already been collected, interpreted and analyzed. The Performance trail reveals Performance Index of the schools, as well as the Pass %, that has been studied in detail. The achievement levels of X and XII Board Results of our institutions have disclosed some pockets of excellence and some areas where immediate attention is required. This year we have focussed on a detailed analysis of the Std XII Board Examination in particular.

### 12.1.2. Identification Of Common Errors

The DAV, thus, sensitizes the educational institutions towards various measures of equipping our students with better examination strategies. The most initial step in this exercise is to identify the gaps in the learning process of our students.

A specific **detail of errors, generally committed by the students**, can form a baseline for our institutions in formulating specific corrective measures. The Common Errors (enlisted on the next page), as sorted out from the mistakes generally committed by students in the Board Examinations, might serve the purpose of food for thought for the teachers as well as students and facilitate introspection.

- ✿ *Answers not properly structured*
- ✿ *Tendency to write more than what is required*
- ✿ *The content included by the student being irrelevant or incomplete*
- ✿ *Word limit not properly adhered to*
- ✿ *In essay type questions, students unable to organize the material*
- ✿ *Inability to comprehend application-based questions specially which are in the form of quotations*
- ✿ *Poor expression due to lack of proper vocabulary*
- ✿ *Wrong interpretation of questions*
- ✿ *When statistical data is given, students commit mistakes in calculating and also forget to write the unit of measurement*
- ✿ *Incongruent in creative writing (lack of practice?)*
- ✿ *Lack of continuity and frequent repetitions*
- ✿ *Inability to deduce the meaning of unfamiliar lexical items*
- ✿ *Inefficient in writing short answer questions due to lack of practice*
- ✿ *Confusion between some (similar) behavioral verbs*

### 12.1.3. Remedies for further Enhancement in the Performance

A large part of the differences in performance is due to differences in the way the students approach their studies. Faring well in examinations is a skill, that needs to be developed: To know a little and to present that little well, is by and large, superior to knowing much and presenting it poorly, when judged by the grade received. A neat bundle, with a beginning and ending, is very satisfying for the examiner.

The following suggestions might stimulate **Collaborative Partnerships** to facilitate enhancement of the study skills in every student.

### 12.1.3. a). Suggestions:

- ✿ *Thorough practice in all type of questions*
- ✿ *Value points to be emphasized very clearly*  
*Action verbs to be clearly explained.*
- ✿ *Still more practice be given in application based questions.*
- ✿ *Sense of inquiry to be encouraged in students by encouraging them to ask questions (How/ Why)*
- ✿ *Difficult topics to be identified and dealt in detail; till the concept is clear.*
- ✿ *Revision to be carefully done*
- ✿ *Model answers to be provided in some cases*
- ✿ *Causes and consequences to be explained, with examples*
- ✿ *Students to be given training to read questions properly*
- ✿ *More effective use of Audio Visual Aids*
- ✿ *Special test materials to be developed*
- ✿ *Selective study always to be discouraged.*
- ✿ *Students to be encouraged to use their own reasoning instead of giving stereo-type answers*
- ✿ *Thorough practice to be given to study and interpret the data/ diagrams/ graph etc.*

*Practice makes a man perfect.*

A probe into **subject-wise** specific list of **remedial suggestions** to correct the common errors has also been prepared for the benefit of the faculty members of our schools. All the subjects are covered under three broad headings. It is expected that still more specific errors will be identified by the faculty members of every school, while analyzing the performance of their students.

### 12.1.3. a- i). Suggestions:- Languages:

1. *Teachers need to be aware of the objectives of teaching different aspects/skills of language.*
2. *A conscious development of listening skills in students can lay a strong foundation in imbibing the nuances of the language.*

3. *To improve comprehension, students can be given graded passages to provide different levels of complexity for improving linguistic competence.*
4. *For word attack enough practice can be given in puzzling out the meanings of the given words from the text.*
5. *Practice to be given in reading skills. Skimming and scanning strategies should be cultivated. Students to be encouraged to read material beyond the text to internalize language as a whole.*
6. *While teaching grammar, a teacher should focus on the functional aspect and its application and apply it in natural situations/ contexts.*
7. *In letter writing ,practice to be given on a variety of topics.*
8. *More practice is required in writing compositions, and the importance of both content and expression should be brought out, to help the students write better articles.*
9. *In teaching poetry, teachers should adopt new techniques and strategies through play of words, figures of speech, so that students learn to appreciate poetry.*
10. *Thorough knowledge (recall of the important points) of the text (Supplementary Reader) should be emphasized.*
11. *A variety of questions (factual, global, analytical, evaluative etc.) be framed for practice. Clear idea about the marking scheme be given.*
12. *More discussion on open-ended questions should be taken care of. Students should be exposed to a lot of extrapolatory questions, to trigger critical and analytical thinking.*

These points are applicable to the process of teaching/learning of all the languages: Hindi, Sanskrit, English etc. However, English being the medium of instruction, an overall **command over English** can help enhance the performance in all other subjects as well.

### 12.1.3. a- ii). Suggestions: Science and Mathematics

1. *Sufficient practice be given to the students to solve a variety of questions based on the same concept. Parallel questions may be framed by changing statements and situations and given as regular assignments for practice.*
2. *Sufficient practice should be given in solving sums & numericals.*
3. *Revision of concepts is very necessary before starting any new topic.*

4. *Comprehension of concepts is important rather than rote learning/ memorizing of concepts.*
5. *Emphasis to be laid in the basics of the concepts.*
6. *Teaching/ learning of Science/ Mathematics needs more of experimenting and discovering rather than explaining.*
7. *Students should be given a lot of regular practice with tables/ basic formulae to avoid mistakes in simple calculations.*
8. *Sufficient time should be set aside for revision to take care of careless mistakes (e.g. forget to write the unit of measurement).*
9. *Visits to Science Centers, Science Museums, Botanical Gardens, Zoological Parks, National Laboratories (Physics/Chemistry), Planetarium etc.) can generate interest in the subject by facilitating conceptual clarity.*

*Truth not only must inform but also must inspire.  
If the inspiration dies out and the information  
only accumulates, then truth loses its infinity.*

#### 12.1.3. a- iii). Suggestions: Social Sciences:

1. *Thorough practice to be given to study statistical data.*
2. *Correlation to be established with Current Affairs, National Issues, International Issues.*
3. *Time line charts and handy charts may be used while teaching History*
4. *Every aspect (different interpretations/explanations) to be clarified while teaching.*
5. *Selective study should strictly be discouraged.*
6. *Frequent use made of Audio Visual aids (Films etc.) to generate interest in Social Science.*
7. *Model answers may be given to confusing questions from difficult topics.*
8. *Action words (explain, compare, trace etc) should be clearly explained to students.*
9. *Causes and consequences to be explained with examples.*
10. *More practice to be provided for application based questions.*
11. *Chapters having more weightage should be given more time. While managing the content, the teachers should be able to grade it.*
12. *Practice should be given in graph reading and graph making*

13. *Practice to be given to read and interpret the diagrams.*
14. *Sufficient practice to be given in map work (using outline maps). Map filling indicating symbols, proper index and also studying different kinds of maps to be practiced.*
15. *Classrooms can become lively by involving the children in interactive activities. Group Discussions and project methods to be organised to teach difficult concepts.*
16. *Visitation to relevant places (Historical monuments, Museums, Parliament, Planetarium etc.) can facilitate conceptual clarity in the students.*
17. *Exposing the students to contemporary leaders of repute (interview etc.) can facilitate conceptual clarity in the students.*

*Education is not the filling of a bucket, but the lighting of a fire.*

#### 12.1.3. b). In-service Education :

In the process of enumerating remedies for enhancing the performance, in-service education plays a very vital role. This calls for **professional development** of the task force of our schools. DAV Organization has a two-pronged strategy to cover this area.

- ✿ *To facilitate the teachers in enhancing the quality of teaching learning process, to meet the challenges of modern education.*
- ✿ *To sensitize the principals towards building a strong team of focussed teachers who feel accountable for improving the performance of students*

The DAV IIER (DAV Institute of Inservice Education and Research) caters to this area in coordination with the schools as well as the Public School Cell. **Customized training programmes** are being organized to take care of the special needs of our schools. These programmes have to finally, filter down in such a way that the schools, at their own levels, start a vigorous pursuit of the task of **academic supervision** in order to maintain **effective instructional transaction** in each subject.

## 12.2 At the Institutional Level

The aim of the DAV Organization is to expand the assessment repertoire and explore multiple ways to enhance the attainment level of the

students. Every institution is expected to join hands in this endeavour. The following aspects need a careful consideration at the institutional level to create a comprehensive feed back system to gauge the effectiveness and efficiency of the schools.

### **12.2. a) Guidance & Counselling:**

for providing awareness to the teachers and parents in the:

- ✿ *Identification of the student's inherent potential*
- ✿ *Selection of streams*
- ✿ *Identification of individual needs*
- ✿ *Framing/implementing corrective steps*
- Enhancing the existing performance levels*

### **12.2. b) Coordination between teachers, students and parents to monitor the:**

- ✿ *Attendance of students*
- ✿ *Home timetable of students*
- ✿ *Conceptual clarity in the content areas*
- ✿ *Allocation of assignments in different subjects*
- ✿ *Cultivation of examination skills*

### **12.2. c) School-Based Activities for Teachers for:**

- ✿ *Enlisting difficult topics from the prescribed syllabus*
- ✿ *Gaining awareness of the changes in the prescribed syllabus*
- ✿ *Preparing a Blue Print and Sample Question Papers along with Marking Schemes*
- ✿ *Monitoring the preparation of each and every student*
- ✿ *Sorting out and implementing remedial measures*
- ✿ *Understanding the psychological issues related to adolescents*

Teachers would require support for developing/ updating the above-mentioned professional skills. Access to required materials can be arranged. Resources can be pooled and exchange programmes with other schools can also be organized.

*Handle with care! You can make or mar them.*

## 12.2. d) School-Based Programmes to Improve the Transaction of Curriculum for:

- ✿ *Stimulating thinking skills in children with the help of questioning skills.*
- ✿ *Regular reinforcement to follow the correction work.*
- ✿ *Regular/effective use of teaching aids (maps, charts, globe, lab equipment etc.)*
- ✿ *Regular use of Internet for retrieving relevant information*
- ✿ *Making project work a regular part of the curriculum*
- ✿ *Developing subject labs where they can experiment, prepare scrap-books, charts, graphs, articles etc.*
- ✿ *Facilitating students in their preparation for entry into professional colleges.*

## 12.3. Comprehensive Approach to Evaluation

Throughout the exercise of Performance Analysis we have tried to draw the attention of our schools towards various ways to **improve** the achievement and proficiency levels of their students in academic areas.

DAV institutions have been functioning with a noble cause of educating the masses for building a healthy, knowledgeable society and a strong nation. In-fact, social service forms the epicentre of all the DAV activities. The missionary zeal with which the institutions have assumed this social responsibility shows commitment to the higher goal of nation building through special packages.

Education has been carried to the doorsteps of the **needy and the under-privileged** and even to the remotest corners of India. The task is uphill, the resources meagre, but commitment and zeal are tremendous. The Organization has been targeting the *jhuggi* clusters as part of its empowerment and rehabilitation programme. The aim is to enable women and children of under-privileged class to survive in society with the help of vocational skills which are provided to them.

Projects focussing on **social concerns** like gender bias, dowry, drives for environmental sustenance, awareness drives for sanitation and cleanliness, have also been taken up by DAV institutions. The Central Board of Secondary Education has joined hands with DAV College Managing Committee to implement its World Bank sponsored Population and Development Education Project in the CBSE affiliated DAV Public Schools, starting with the States of Bihar, Jharkhand, MP, Chhatisgarh, Rajasthan, UP, Uttaranchal and Haryana.

DAV Schools have been sensitive to the needs of the people who are suffering. Help in the form of cash or kind is extended to the victims of terrorism, fire accident, earth quake and other natural calamities.

**Value education** forms an integral part of the DAV system of education. To create awareness of *Vedic* values and ideals, *Charitra Nirman Shivirs* and *Jan Chetna Yatras* are being organised regularly. *Arya Yuva Samaj* has spearheaded a campaign to rejuvenate the missionary consciousness in the youth of today.

DAV Organization is making a concerted effort for bringing about a social renaissance in Indian villages. The concept of *Arya Model Gram* is gaining vogue. *Arya Yuva Clubs* have been formed to stimulate the rural population, who have begun to shoulder the responsibility of disseminating literacy, cultivating a sense of basic hygiene, organizing mass marriages, distributing blankets, clothes etc., constructing public conveniences, organizing medical camps, arranging mobile library etc. to uplift the village life. More than 50 villages have already been adopted by our schools/colleges. The youth have enthusiastically collected donations to help the needy and poor and provide basic amenities to the villagers.

Keeping in step with the DAV Ideology our schools are also making a determined bid to bring those **values of personality** within the purview of evaluation, which though important for life, are not being covered by the system of summative evaluation. In-fact, the Indian public has begun to identify DAV as educational institutions with a **sound value system on a sound academic base.**

*Destiny is no matter of chance, it is a matter of choice;  
It is not a thing to be waited for, it is a thing to be achieved.*  
WILLIAM JENNINGS BYRON

*May we assemble and march forward  
with a common purpose.  
May we confer together with open minds and  
work together harmoniously  
for common good.  
May we pool our thoughts for integrated wisdom  
and always work actuated by higher ideas.  
Because, our ancestors achieved their high eminence  
and fortune on account of their unity.*

*// Rig 10.191.2 //*

**CATEGORY WITHIN ZONES OF SCHOOLS  
SENIOR SECONDARY SCHOOL EXAMINATION-2011  
STD XII**

**OUTSTANDING CATEGORY  
QUALITATIVE PERFORMANCE INDEX ( 80% AND ABOVE)**

SCH_NO	ZONE	ABBR_NAME	APPR	PASS	COMP	FAIL	PASS_PER	AVR_MRK
04100	HAR-5	D A V PUBLIC SCHOOL SECTOR 14 GURGAON HARYANA	306	305	1	0	99.67	83.52
07052	AP	D A V PUBLIC SCHOOL VELACHERRY CHENNAI TN	23	23	0	0	100.00	83.09
04583	PB-4	D A V PUBLIC SCHOOL B R S NAGAR LUDHIANA PUNJAB	191	191	0	0	100.00	82.88
04386	HP-2	D A V A VIDYA NIKETAN DARLAGHAT ARKI SOLAN HP	14	14	0	0	100.00	82.50
08378	OR, WB	DAV PUB SCHOOL CHANDRASEKHARPUR BHUBANESWAR OR	229	228	1	0	99.56	81.43
09904	OR, WB	DAV MODEL SCHOOL IIT KHARAGPUR WB	26	26	0	0	100.00	80.49

**VERY GOOD CATEGORY  
QUALITATIVE PERFORMANCE INDEX (70% - 79.99%)**

SCH_NO	ZONE	ABBR_NAME	APPR	PASS	COMP	FAIL	PASS_PER	AVR_MRK
08305	OR, WB	DAV PUBLIC SCHOOL BHUBANESHWAR ORISSA	221	221	0	0	100.00	79.75
08423	JH	DAV MODEL SCHOOL DURGAPUR BURDWAN WB	267	265	1	1	99.25	79.41
04314	HP-1	D A V PUBLIC SCHOOL PALAMPUR KANGRA HP	74	74	0	0	100.00	79.34
09703	OR, WB	DAV PUBLIC SCHOOL POKHARIPUT BBSR ORISSA	94	94	0	0	100.00	78.58
08240	BR-1	DAV PUBLIC SCHOOL B S E B COLONY PATNA BIHAR	728	717	9	2	98.49	77.74
65023	DEL	D A V PUBLIC SCHOOL DAYANAND VIHAR DELHI	403	394	8	1	97.77	77.63

SCH_NO	ZONE	ABBR_NAME	APPR	PASS	COMP	FAIL	PASS_PER	AVR_MRK
06800	GM	J H AMBANI SCHOOL LODHIVALI CHOWK RAIGAD MR	66	66	0	0	100.00	77.36
65406	DEL	D A V PUB SCH PUSHPANJALI ENCL. PITAM PURA DL	286	284	2	0	99.30	76.66
53003	OR, WB	DAV PUB SCH MCL HQ ANAND VR BURLA SAMBALPUR OR	69	69	0	0	100.00	76.66
04649	PB-3	D A V PUBLIC SCHOOL KOTKAPURA FARIDKOT PB	18	18	0	0	100.00	76.46
06844	GM	DAV PUBLIC SCHOOL NERUL NAVI MUMBAI MR	147	146	1	0	99.32	76.08
65026	DEL	D A V PUBLIC SCHOOL SRESHTHA VIHAR DELHI	335	333	2	0	99.40	75.89
06863	GM	D A V PUBLIC SCHOOL PUNE MAHARASHTRA	134	125	7	2	93.28	75.88
04344	HP-2	DAYANAND PUBLIC SCHOOL THE MALL SHIMLA HP	104	101	2	1	97.12	75.75
08221	JH	B N S DAV PUB SCHOOL BULAKI RD GIRIDIH JHARKHAND	249	249	0	0	100.00	75.64
09080	UPUL	GAIL D A V PUBLIC SCHOOL DIBIYAPUR AURAIYA UP	14	14	0	0	100.00	75.64
08143	JH	DAV PUBLIC SCH N T S BARKAKHANA HAZARIBAGH JH	87	87	0	0	100.00	75.52
08349	OR, WB	DAV PUB SCHOOL PARADEEP PPL TOWNSHIP PARADEEP OR	19	19	0	0	100.00	75.08
03670	RJ	D A V PUBLIC SCHOOL TALWANDI KOTA RAJASTHAN	458	413	22	23	90.17	74.96
04503	PB-1	D A V PUBLIC SCHOOL LAWRENCE ROAD AMRITSAR PB	407	382	13	12	93.86	74.94
06843	GM	D A V PUBLIC SCHOOL AIROLI NAVI MUMBAI MR	103	101	2	0	98.06	74.78
04301	HP-5	D A V SR SEC PUBLIC SCHOOL BARMANA BILASPUR HP	44	44	0	0	100.00	74.45
04213	HAR-1	S B P D A V CENTENARY PUB SCH FATEHABAD HARYANA	160	155	5	0	96.88	74.19
04221	HAR-1	D A V CENTENARY PUB SCHOOL URBAN ESTATE JIND HRY	236	232	4	0	98.31	74.04
09910	OR, WB	DAV PUBLIC SCHOOL DVC MTPS BANKURA WB	26	26	0	0	100.00	73.96
08163	JH	DAV PUBLIC SCHOOL KATHARA BOKARO JHARKHAND	60	60	0	0	100.00	73.91
04141	HAR-6	O S D A V PUBLIC SCHOOL KAITHAL HARYANA	288	275	12	1	95.49	73.81
08007	JH	DAV PUBLIC SCH BCCL KOYLA NGR DHANBAD JHARKHAND	435	429	5	1	98.62	73.65
56004	OR, WB	D A V PUBLIC SCHOOL D B ROAD MIDNAPUR WB	26	23	0	3	88.46	73.26
65485	DEL	HANS RAJ MODEL SCHOOL RD 73 PUNJABI BAGH ND	451	436	10	5	96.67	73.25
04381	HP-1	D A V SR SEC PUB SCHOOL LAKKAR BAZAR SHIMLA HP	236	224	12	0	94.92	73.08
65405	DEL	DARBARI LAL D A V MODEL S S S PITAMPURA DELHI	434	430	4	0	99.08	72.95

SCH_NO	ZONE	ABBR_NAME	APPR	PASS	COMP	FAIL	PASS_PER	AVR_MRK
09502	JH	DAV PUB SCH BISTUPUR JAMSHEDPUR SINGHBHUM E JH	309	283	22	4	91.59	72.95
04330	HP-5	D A V CENTENARY PUB SCH JAWAHAR NAGAR MANDI HP	74	72	2	0	97.30	72.63
65354	DEL	DARBARI LAL D A V MODEL SCH SHALIMAR BAGH DLI	305	301	3	1	98.69	72.43
04350	HP-1	D A V PUBLIC SCHOOL SECTOR - IV NEW SHIMLA HP	102	98	3	1	96.08	72.30
08214	JH	S J DAV PUB SCH CHAIBASHA SINGHBHUM W JHARKHAND	91	89	2	0	97.80	72.12
04116	HAR-4	K L ARYA D A V PUBLIC SCHOOL HISSAR HARYANA	143	135	4	4	94.41	72.10
04575	PB-2	BBMB D A V PUBLIC SCHOOL TALWARA TOWNSHIP PUNJAB	53	53	0	0	100.00	72.09
52014	BR-2	G DEVI DAV PUB SCH BHANDARKOLA SATAR RD DEOGARH	53	48	4	1	90.57	72.07
04256	HAR-6	D A V PUBLIC SCHOOL SEC 3 U E KURUKSHETRA HRY	118	115	3	0	97.46	71.99
65575	DEL	VEDA VYASA D A V PUBLIC SCH VIKASPURI ND	286	279	7	0	97.55	71.95
08284	BR-1	B R DAV PUBLIC SCHOOL BARAUNI R T BEGUSARAI BR	166	157	9	0	94.58	71.79
03904	HAR-2	POLICE D A V PUBLIC SCHOOL AMBALA CITY HARYANA	51	49	2	0	96.08	71.78
08282	BR-1	NIKHIL SHYAM DAV PUB SCH DUMRA KOTHI SITAMARHI	38	37	1	0	97.37	71.59
04016	HAR-4	D A V PUBLIC SCHOOL SECTOR 14 FARIDABAD HARYANA	354	322	29	3	90.96	71.57
08281	JH	DAV PUBLIC SCHOOL CANARY HILL ROAD HAZARIBAGH JH	270	262	6	2	97.04	71.53
08385	OR, WB	DAV PUB SCH MCL KALINGA RD MAHENDRAPUR ANGUL OR	99	98	1	0	98.99	71.43
04672	PB-3	H M D A V PUB SCHOOL MALWAL RD FEROPUR CITY PB	51	51	0	0	100.00	71.29
06842	GM	DAV PUBLIC SCH NEW PANVEL MUMBAI MAHARASTRA	199	190	5	4	95.48	71.06
09009	UPUL	T C DAV PUB SCH BABRALA BUDAUN UTTAR PRADESH	50	48	1	1	96.00	70.98
08233	JH	DAV KAPIL DEV PUB SCHOOL KADRU RANCHI JH	401	391	9	1	97.51	70.96
65048	DEL	S S LATA SETHI DAV PUB SCH MAUSAM VIHAR DELHI	186	183	2	1	98.39	70.93
08380	OR, WB	DAV PUBLIC SCHOOL SEC 6 MARKAT NGR CUTTACK OR	188	179	6	3	95.21	70.71
04589	PB-3	D A V PUBLIC SCHOOL PATIALA PUNJAB	186	173	9	4	93.01	70.67
04877	CH	D A V PUBLIC SCHOOL SECTOR 8-C CHANDIGARH	47	40	5	2	85.11	70.53
08164	JH	DAV PUBLIC SCHOOL C C L GIRIDIH JHARKHAND	111	110	1	0	99.10	70.43
65556	DEL	DAV PUB SCHOOL CHANDER NGR JANAK PURI NEW DLI	70	70	0	0	100.00	70.36

SCH_NO	ZONE	ABBR_NAME	APPR	PASS	COMP	FAIL	PASS_PER	AVR_MRK
08880	HP-4	DAV PUBLIC SCHOOL DEFENCE COLONY DEHRADUN UA	171	162	7	2	94.74	70.23
08011	JH	DAV PUBLIC SCHOOL MOONIDIH PROJECT DHANBAD JH	212	211	0	1	99.53	70.21
04359	HP-2	M R A D A V PUBLIC SCHOOL ANAND COMPLEX SOLAN HP	85	80	4	1	94.12	70.00

**GOOD CATEGORY**  
**QUALITATIVE PERFORMANCE INDEX (60% - 69.99%)**

SCH_NO	ZONE	ABBR_NAME	APPR	PASS	COMP	FAIL	PASS_PER	AVR_MRK
03329	MP CG	D A V ACC PUBLIC SCHOOL KYMORE DT KATNI M P	54	48	4	2	88.89	69.98
08253	JH	DAV PUBLIC SCHOOL BARIATU ROAD RANCHI JHARKHAND	429	424	3	2	98.83	69.91
04331	HP-3	D A V CENTENARY PUBLIC SCHOOL UNA HP	102	101	0	1	99.02	69.89
04629	PB-3	L I D G D A V CENT. PUB SCHOOL JALALABAD(W) PB	107	97	8	2	90.65	69.75
08149	BR-1	DAV CENTENARY PUB SCHOOL RAILWAY RD SIWAN BIHAR	45	41	3	1	91.11	69.48
04923	HAR-3	K B D A V CENTENARY PUB SCH SEC 7-B CHANDIGARH	208	201	6	1	96.63	69.37
08876	HP-4	DAV CENTENARY PUBLIC SCHOOL J PUR HARIDWAR UA	161	154	7	0	95.65	69.26
08110	JH	TATA DAV PUB SCHOOL TISCO HAZARIBAGH JHARKHAND	82	82	0	0	100.00	69.26
08287	JH	AGRASEN DAV PUB SCH BHARECH NGR HAZARIBAGH JH	80	80	0	0	100.00	69.24
08200	BR-2	DAV PUBLIC SCHOOL CANTONMENT AREA GAYA BIHAR	223	215	5	3	96.41	69.19
08382	OR, WB	DAV PUBLIC SCHOOL ROURKELA DT SUNDERGARH ORISSA	62	62	0	0	100.00	69.17
06074	AP	D A V PUBLIC SCHOOL R K PURAM HYDERABAD AP	23	19	2	2	82.61	69.17
04292	HP-3	HANSRAJ PUBLIC SCHOOL SECTOR 6 PANCHKULA HARYANA	48	44	3	1	91.67	69.13
65541	DEL	DAV CENTENARY PUB SCH PASCHIM ENCL.ROHTAK RD N D	187	175	11	1	93.58	69.12
52003	BR-2	DAV PUBLIC SCHOOL PAKUR JHARKHAND	30	29	1	0	96.67	68.96
50007	BR-2	DAV PUBLIC SCHOOL COLLEGE RD ROTARY CAMPUS GAYA	145	145	0	0	100.00	68.89
08192	JH	DAV PUBLIC SCHOOL PO SAWANG COLLIERY BOKARO JH	77	76	1	0	98.70	68.87
08311	OR, WB	DAV PUB SCHOOL MCL JAGANNATH AREA ANGUL ORISSA	42	40	1	1	95.24	68.83

SCH_NO	ZONE	ABBR_NAME	APPR	PASS	COMP	FAIL	PASS_PER	AVR_MRK
50001	BR-1	DAV PUB SCH NR BMP CAMPUS PO DUMRI BEGUSARAI BR	52	49	2	1	94.23	68.82
03343	MP CG	D A V PUB SCH SECL KUSMUNDA KORBA CG	73	70	3	0	95.89	68.79
08388	OR, WB	DAV PUB SCH GANDHI NGR BERHAMPUR GANJAM ORISSA	83	71	6	6	85.54	68.68
50034	BR-1	DR DUKHAN RAM D A V PUB SCHOOL DANAPUR PATNA BR	101	99	2	0	98.02	68.61
08173	BR-1	DAV PUBLIC SCHOOL CANTT ROAD KHAGAU PATNA BIHAR	281	251	26	4	89.32	68.55
08078	BR-1	DAV PUB SCH URVARAK NGR HFC BARAUNI BEGUSARAI BR	40	35	2	3	87.50	68.53
04122	HAR-4	D A V CENTENARY PUB SCHOOL ROHTAK HARYANA	220	196	18	6	89.09	68.48
08155	JH	TATA D A V SCHOOL JAMADOBA DHANBAD JHARKHAND	135	132	3	0	97.78	68.40
08033	JH	DAV PUBLIC SCHOOL DHORI BOKARO JHARKHAND	65	62	2	1	95.38	68.38
08122	JH	DAV PUBLIC SCHOOL (TISCO) SINGHBHUM W JHARKHAND	23	23	0	0	100.00	68.26
04412	PB-2	M H S AGRI COLLEGIATE SCH NAGBANI JAMMU TAWI J&K	205	184	15	6	89.76	68.22
04584	PB-5	R B D A V SR SEC PUBLIC SCHOOL BHATINDA PUNJAB	192	164	20	8	85.42	68.19
08437	OR, WB	ATREYEE ENG MED SCHOOL MONGALPUR W DINAJPUR WB	40	38	0	2	95.00	68.16
25038	PB-1	D A V INTL. SCHOOL VERKA CHOWK AMRITSAR PB	90	85	4	1	94.44	68.07
08232	JH	DAV PUBLIC SCHOOL GANDHI NAGAR CCL RANCHI JH	301	287	9	5	95.35	67.98
08833	JH	DAV PUB SCHOOL ANPARA THERMAL PROJ SONEBHADRA UP	101	97	3	1	96.04	67.93
03227	CG	D A V PUB SCH H U D C O BHILAI DURG CG	89	83	5	1	93.26	67.91
23017	HP-1	D A V PUBLIC SCHOOL GHUMARWIN BILASPUR H.P.	23	20	2	1	86.96	67.90
04089	HAR-1	D A V PUBLIC SCHOOL PANIPAT HARYANA	329	281	26	22	85.41	67.88
04178	HAR-5	M L S D A V PUB SCHOOL NARNAUL MOHINDERGARH HRY	136	127	6	3	93.38	67.88
04203	HAR-4	D A V PUBLIC SCHOOL BALLABGARH FARIDABAD HARYANA	115	103	9	3	89.57	67.84
08165	JH	DAV PUBLIC SCHOOL DUGDA COAL WASHERY BOKARO JH	85	75	7	3	88.24	67.81
08285	BR-1	DAV PUBLIC SCHOOL PHULWARI SHARIF PATNA BR	159	132	23	4	83.02	67.78
50010	BR-2	DAV PUBLIC SCHOOL HANSRAJ NAGAR ROHTAS BIHAR	30	28	2	0	93.33	67.75
06868	GM	J H AMBANI PETROCHEMICALS ENG.MED.SCHL RAIGAD MP	17	14	3	0	82.35	67.71
08643	HP-4	DAV PUB SCH RAJENDER NGR SAHIBABAD GHAZIABAD UP	305	284	16	5	93.11	67.69

SCH_NO	ZONE	ABBR_NAME	APPR	PASS	COMP	FAIL	PASS_PER	AVR_MRK
52017	JH	S SHARDHANAND DAV CENTENARY RANCHI JHARKHAND	32	32	0	0	100.00	67.68
06346	AP	D A V PUBLIC SCHOOL ACC COLONY WADI GULBARGA KK	17	16	1	0	94.12	67.66
65805	DEL	DAV PUBLIC SCH KAILASH HILLS EOK ND-65	126	125	1	0	99.21	67.58
08229	JH	DAV PUB SCHOOL TENUGHAT T P S LALPANIA BOKARO JH	29	24	5	0	82.76	67.53
04209	HAR-1	D A V CENTENARY PUB SCHOOL SEC 11-12 PANIPAT HRY	137	127	4	6	92.70	67.49
65381	DEL	D A V PUBLIC SCHOOL SECTOR VII ROHINI DELHI	354	328	19	7	92.66	67.43
03676	RJ	MANGALAM DAV PUBLIC SCHOOL MORAK KOTA RAJ	60	53	7	0	88.33	67.43
08237	JH	M K DAV PUB SCH CHIANKI DALTONGANJ PALAMAU JH	200	193	4	3	96.50	67.37
08470	JH	DAV PUBLIC SCHOOL ROOP NARAYANPUR BURDWAN WB	143	139	2	2	97.20	67.24
53001	OR, WB	DAV PUB SCH NTPC/TTPS TALCHER THERMAL ANGUL OR	18	16	1	1	88.89	67.10
08064	JH	DAV CO-OP SR SEC SCHOOL KHALARI RANCHI JHARKHAND	105	103	1	1	98.10	67.09
03375	MP CG	D A V PUBLIC SCHOOL SECL CHHAL DT.RAIGARH CG	31	30	1	0	96.77	66.99
04205	HAR-4	D A V PUBLIC SCHOOL SAINIK COLONY FARIDABAD HRY	121	109	11	1	90.08	66.92
08147	JH	D A V PUBLIC SCHOOL ITKI ROAD PO HEHAL RANCHI JH	676	600	50	26	88.76	66.90
08216	BR-2	DAV PUB SCHOOL RAMGHARIA MOHALLA ARA BHOJPUR BR	89	74	10	5	83.15	66.88
65392	DEL	KULACHI HANSRAJ MODEL SCHOOL ASHOK VIHAR DLI	614	575	25	14	93.65	66.80
03189	MP CG	D A V PUBLIC SCHOOL VASANT VIHAR BILASPUR CG	203	184	14	5	90.64	66.78
08239	JH	PVSS DAV PUB SCH JHUMRITELAIYA KODERMA JHARKHAND	89	84	4	1	94.38	66.69
03417	MP CG	DAV PUBLIC SCHOOL SECL BISHRAMPUR SURGUJA CG	113	98	12	3	86.73	66.56
04588	HAR-3	B B M B DAV PUB SCH NANGAL TOWNSHIP PUNJAB	93	86	6	1	92.47	66.54
56021	JH	DAV PUB SCHOOL KANYAPUR ASANSOL BARDDHAMAN WB	37	33	4	0	89.19	66.52
08222	JH	TATA DAV SCHOOL TISCO SIJUA BHELATAND DHANBAD JH	127	120	5	2	94.49	66.46
03436	JH	DAV PUBLIC SCHOOL NIGAH NCL SIDHI MP	44	44	0	0	100.00	66.39
04627	PB-5	D A V EDWARD GANJ PUBLIC SCHOOL MALOUT PUNJAB	157	136	12	9	86.62	66.30
03879	HAR-1	KALI RAM D A V PUBLIC SCHOOL SAFIDON JIND HRY	87	77	8	2	88.51	66.29
08832	UPUL	DAV PUBLIC SCHOOL KOTDWAR PAURI UA	177	159	14	4	89.83	66.28

SCH_NO	ZONE	ABBR_NAME	APPR	PASS	COMP	FAIL	PASS_PER	AVR_MRK
03341	MP CG	D A V PUBLIC SCH GEVRA PROJECT DT. KORBA CG	108	103	4	1	95.37	66.10
03632	RJ	D A V CENTENARY PUB SCHOOL VAISHALI NAGAR JAIPUR	266	224	34	8	84.21	65.89
08036	JH	DAV PUBLIC SCHOOL RAJRAPPA PROJ HAZARIBAGH JH	71	67	3	1	94.37	65.88
08089	JH	DAV PUBLIC SCHOOL ACC JHINKPANI SINGHBHUM W JH	23	19	4	0	82.61	65.88
03432	MP CG	DAV BURHAR PUB SCHOOL PAKARIA BURHAR SHAHDOL M P	52	46	6	0	88.46	65.86
23032	HP-5	DAV PUB SCHOOL SUNDER NAGAR MANDI HP	66	49	9	8	74.24	65.53
08234	BR-1	DAV PUB SCH KHABRA DARBHANGA ROAD MUZAFFARPUR BR	29	23	4	2	79.31	65.48
03445	JH	DAV PUB SCH DUDHICHUA PROJECT JAYANT SIDHI M P	238	234	3	1	98.32	65.43
04295	HAR-5	R R J S D A V PUB SCHOOL TEH PATAUDI GURGAON HRY	83	78	4	1	93.98	65.40
04377	HP-3	D A V PUBLIC SCHOOL AMBOTA UNA HIMACHAL PRADESH	46	40	4	2	86.96	65.40
03385	MP CG	TATA DAV PUB SCHOOL TSCD SONADIH RAIPUR CG	26	21	3	2	80.77	65.39
08020	JH	DAV PUBLIC SCHOOL KUSUNDA COLLIERY DHANBAD JH	55	53	2	0	96.36	65.32
13004	GM	ADANI D A V PUB SCH NANA KAPAYA KUTCH	23	20	2	1	86.96	65.28
08202	BR-2	DAV PUBLIC SCHOOL KHETAN LANE JEHANABAD BIHAR	57	51	5	1	89.47	65.27
04675	PB-5	S D K L D A V CENTENARY PUBLIC SCHOOL MANSA PB	140	120	8	12	85.71	65.15
56007	JH	RANIGANJ LIONS JDM CHANANI DAV PUB SCH BURDWAN	5	4	1	0	80.00	65.13
08199	JH	BRL DAV PUB SCHOOL BHANDARIDAH BOKARO JHARKHAND	113	107	4	2	94.69	65.08
03717	RJ	P B DAV PUB SCH BINANIGRAM PINDWADA SIROHI RAJ	13	12	1	0	92.31	65.05
04677	PB-3	R K G D A V PUB SCHOOL GURU HARSAHAI FEROPUR PB	45	42	3	0	93.33	64.94
50040	BR-2	DAV PUB SCH PO MAHANANDPUR BR SHARIF NALANDA BR	31	19	4	8	61.29	64.83
08331	OR, WB	DAV PUB SCH BRAJRAJ NAGAR JHARSUGUDA ORISSA	91	82	5	4	90.11	64.82
04145	HAR-1	D A V CENTENARY PUB SCH TOHANA FATEHABAD HARYANA	56	46	5	5	82.14	64.79
03346	MP CG	D A V PUB SCH SECL BARTUNGA CHIRIMIRI KOREA CG	49	47	2	0	95.92	64.76
08714	HP-4	DAV CENTENARY PUB SCH SEC 56 NOIDA G B NAGAR UP	152	136	9	7	89.47	64.75
09523	JH	DAV PUBLIC SCHOOL ADITYAPUR SINGHBHUM W JH	191	156	24	11	81.68	64.33
09246	JH	DAV PUBLIC SCHOOL KHADIA(NCL) SONBHADRA UP	51	39	7	5	76.47	64.25

SCH_NO	ZONE	ABBR_NAME	APPR	PASS	COMP	FAIL	PASS_PER	AVR_MRK
04789	PB-5	J N J D A V PUBLIC SCHOOL GIDDARBHA MUKTSAR PB	77	61	12	4	79.22	64.23
08198	BR-2	DAV PUBLIC SCHOOL URJANAGAR MAHAGAMA GODDA JH	57	50	4	3	87.72	64.08
04371	HP-5	D A V PUBLIC SCHOOL BILASPUR HP	62	49	7	6	79.03	63.81
04125	HAR-3	D A V CENTENARY PUBLIC SCHOOL SIRSA HARYANA	177	144	22	11	81.36	63.80
08373	OR, WB	DAV PUB SCHOOL BANDHABAHAL BELPAHAR SAMBALPUR OR	22	18	3	1	81.82	63.73
50014	BR-1	S R DAV PUB SCH CHUNAPUR RD AERODROME PURNIA BR	41	30	5	6	73.17	63.64
04081	HAR-2	D A V SR SEC PUBLIC SCHOOL AMBALA CITY HARYANA	326	253	50	23	77.61	63.53
53066	OR, WB	DAV PUB SCH KANSBAHAL SUNDARGARH ORISSA	46	44	2	0	95.65	63.52
03518	RJ	DAV CENTENARY PUBLIC SCHOOL ADARSH NAGAR AJMER	190	153	16	21	80.53	63.44
04732	PB-1	M K D D A V PUB SCHOOL NESHTA ATTARI AMRITSAR PB	35	26	4	5	74.29	63.43
04716	PB-6	POLICE D A V PUB SCH JALANDHAR CANTT PUNJAB	295	238	43	14	80.68	63.37
08014	JH	DAV PUBLIC SCHOOL SECTOR-IV B S CITY BOKARO JH	488	398	66	24	81.56	63.34
04126	HAR-4	D A V MULTIPURPOSE PUB SCH SECTOR 15 SONIPAT HRY	113	93	12	8	82.30	63.28
08875	UPUL	DAV CENTENARY PUB SCHOOL SHASTRI NAGAR MEERUT UP	237	213	15	9	89.87	63.24
08860	JH	DAV PUBLIC SCHOOL T P P RIHAND NGR SONEBHADRA UP	64	59	5	0	92.19	63.21
25099	PB-2	M D D MODEL SCHOOL NAKODAR DISTT JALANDHAR PB	36	28	4	4	77.78	63.06
20069	HAR-1	DAV CENT. PUB SCH KAITHAL RD NARWANA JIND HRY	30	23	6	1	76.67	62.89
08146	JH	DAV CENTENARY PUBLIC SCHOOL BANIAHIR DHANBAD JH	238	227	10	1	95.38	62.83
03891	HAR-3	MATA PUNNA DEVI D A V PUB SCHOOL KALANWALI SIRSA	26	20	3	3	76.92	62.71
04300	HAR-6	D A V SR. SEC. SCHOOL PUNDRI KAITHAL HARYANA	138	120	14	4	86.96	62.62
08010	JH	DAV PUB SCH ALKUSA COLLIERY KUSUNDA DHANBAD JH	144	127	15	2	88.19	62.60
65646	DEL	D A V PUBLIC SCH SECT B-PKT-1 VASANT KUNJ ND	160	143	12	5	89.38	62.47
04713	PB-2	S V J C D A V PUBLIC SCHOOL DASUYA HOSHIARPUR PB	31	23	7	1	74.19	62.46
04352	HP-5	D A V PUBLIC SCHOOL HAMIRPUR HP	214	162	23	29	75.70	62.41
04582	PB-3	D A V CENTENARY PUBLIC SCHOOL MALERKOTLA PUNJAB	123	90	11	22	73.17	62.39
03232	MP CG	D A V PUBLIC SCHOOL ACC JAMUL DURG CG	53	44	7	2	83.02	62.39

SCH_NO	ZONE	ABBR_NAME	APPR	PASS	COMP	FAIL	PASS_PER	AVR_MRK
04711	PB-3	S B R D A V PUB SCH TALWANDI BHAI FEROZEPUR PB	25	21	2	2	84.00	62.29
65348	DEL	DAV CENTENARY PUBLIC SCHOOL NARELA DELHI	151	134	12	5	88.74	62.14
08144	JH	DAV CENTENARY PUBLIC SCHOOL GARHWA JHARKHAND	15	15	0	0	100.00	62.09
08866	UPUL	SWARUP F DAV PUB SCH MUZAFFARNAGAR UP	67	57	8	2	85.07	61.96
04379	HP-1	D A V PUBLIC SCHOOL ALAMPUR KANGRA HP	31	24	6	1	77.42	61.96
03836	PB-5	C M DAV SR SEC PUB SCH MANDI DABWALI SIRSA HRY	64	50	3	11	78.13	61.95
04826	MP CH	D A V MODEL SCHOOL SECTOR 15-A CHANDIGARH	408	310	53	45	75.98	61.85
04522	PB-5	L R S D A V SR SEC MODEL SCHOOL ABOHAR PB	299	234	44	21	78.26	61.85
08228	JH	DAV PUBLIC SCHOOL KEDLA CCL HAZARIBAGH JHARKHAND	74	66	6	2	89.19	61.78
03492	MP CG	DAV PUB SCH BHATGAON AREA SECL SURGUJA CG	40	36	2	2	90.00	61.74
65337	DEL	A G DAV CENTENARY PUB SCH DR MUKHERJEE NAGAR DLI	120	103	12	5	85.83	61.71
04113	HAR-6	D A V PUBLIC SCHOOL CHEEKA KAITHAL HARYANA	112	107	5	0	95.54	61.71
08588	JH	DAV PUBLIC SR SEC SCHOOL BINA SONEBHADRA UP	184	174	8	2	94.57	61.66
65654	DEL	SURAJ BHAN D A V PUBLIC SCH VASANT VIHAR ND	201	188	11	2	93.53	61.63
08037	JH	DAV PUBLIC SCHOOL ARA KUJU AREA HAZARIBAGH JH	94	85	6	3	90.43	61.56
08689	UPUL	DAV PUBLIC SCHOOL UNCHAHAR RAE BARELI UP	76	57	12	7	75.00	61.50
08017	JH	DAV MODEL SCHOOL C F R I DHANBAD JHARKHAND	166	148	14	4	89.16	61.28
04058	HAR-3	D A V PUBLIC SCHOOL YAMUNA NAGAR HARYANA	123	92	15	16	74.80	61.27
04273	HAR-5	D A V PUBLIC SCHOOL MOHINDERGARH HARYANA	46	38	6	2	82.61	61.11
04682	PB-3	SMT K B D A V CENT PUB SCH FAZILIKA FEROZPUR PB	158	130	17	11	82.28	61.09
08938	UPUL	N DEV DAV PUB SCHOOL KUMARGANJ FAIZABAD UP	20	13	2	5	65.00	61.08
04366	HP-1	DR DEVI CHAND D A V PUBLIC SCHOOL MOHAL KULLU HP	47	33	6	8	70.21	61.06
03439	JH	DAV CENTENARY PUB SCH AMLOHRI PROJ SIDHI MP	84	81	2	1	96.43	60.94
08209	BR-2	DAV PUB SCH DEEPTI NGR NTPC KAHALGAON BHAGALPUR	63	55	5	3	87.30	60.94
04082	HAR-2	D A V PUBLIC SCHOOL NARAINGARH HARYANA	85	67	12	6	78.82	60.91
08903	HP-4	DAV PUBLIC SCH PRATAP VIHAR GHAZIABAD UP	52	40	9	3	76.92	60.82

SCH_NO	ZONE	ABBR_NAME	APPR	PASS	COMP	FAIL	PASS_PER	AVR_MRK
08231	BR-2	DAV PUBLIC SCHOOL DAYANAND VIHAR AURANGABAD BR	53	49	4	0	92.45	60.64
04528	PB-2	DAYANAND MODEL SR SEC SCHOOL JALANDHAR PUNJAB	295	230	33	32	77.97	60.52
08849	HP-4	DAV CENTENARY PUB SCH CHANDER NGR GHAZIABAD UP	83	70	5	8	84.34	60.43
50003	BR-1	CS DAV PUB SCH KOTWA ROAD BANKET MOTIHARI BIHAR	36	20	9	7	55.56	60.30
04353	HP-1	D A V PUBLIC SCHOOL DEHRA GOPIPUR KANGRA HP	94	61	18	15	64.89	60.25
20005	HAR-1	D A V CENT PUB SCHOOL JAKHAL MANDI FATEHABAD HRY	85	64	12	9	75.29	60.20
04755	PB-2	S R TANGRI D A V PUB SCHOOL BILGA JALANDHAR PB	55	46	9	0	83.64	60.19

**SATISFACTORY CATEGORY**  
**QUALITATIVE PERFORMANCE INDEX (55% - 59.99%)**

SCH_NO	ZONE	ABBR_NAME	APPR	PASS	COMP	FAIL	PASS_PER	AVR_MRK
04395	HP-3	M I A D A V PUBLIC SCHOOL MEHATPUR UNA HP	60	47	7	6	78.33	59.86
03808	HAR-6	D A V CENTENARY PUB SCH PEHOWA KURUKSHETRA HRY	84	63	12	9	75.00	59.61
08929	UPUL	SEWA RAM DAV PUB SCH A V COLONY SAHARANPUR UP	218	173	31	14	79.36	59.57
05492	OR, WB	D A V PUB SCHOOL RANGIT NAGAR SIKKIM	48	39	4	5	81.25	59.50
04009	HAR-3	D A V SR PUBLIC SCHOOL SURAJPUR PANCHKULA HRY	136	100	29	7	73.53	59.48
65549	DEL	JHABBAN LAL DAV PUB SCH PASCHIM VIHAR N DELHI	117	94	16	7	80.34	59.31
04278	HAR-4	D A V PUBLIC SCHOOL N H 3 N I T FARIDABAD HRY	125	95	14	16	76.00	59.25
03833	HAR-4	D A V PUBLIC SCHOOL SECTOR 37 FARIDABAD HARYANA	210	147	46	17	70.00	58.82
04728	PB-6	LALA J N DAV MODEL SCH KABIR NAGAR JALANDHAR PB	52	39	6	7	75.00	58.80
03328	MP CG	D A V CENTENARY PUB SCH KUTESHWAR DT KATNI MP	21	21	0	0	100.00	58.68
08300	JH	M B DAV PUBLIC SCHOOL LOHARDAGA JHARKHAND	39	31	1	7	79.49	58.52
03877	HAR-5	R R N D A V PUBLIC SCHOOL VILL- KOSLI REWARI HRY	16	15	0	1	93.75	58.40
04085	HP-3	D A V SR SEC PUB SCHOOL SECTOR 8 PANCHKULA HRY	92	69	16	7	75.00	58.00

SCH_NO	ZONE	ABBR_NAME	APPR	PASS	COMP	FAIL	PASS_PER	AVR_MRK
56008	JH	DAV PUB SCH EASTERN COAL FIEL LTD BURDWAN WB	25	22	2	1	88.00	57.99
04346	HP-1	I B D A V PUB SCHOOL NARWANA YOL CAMP KANGRA HP	32	24	6	2	75.00	57.82
04316	HP-2	D A V SIRMOUR PUBLIC SCHOOL PAONTA SAHIB HP	102	63	18	21	61.76	57.75
04756	PB-1	G N D D A V PUBLIC SCHOOL BHIKHWIND AMRITSAR PB	77	49	19	9	63.64	57.54
03440	JH	DAV PUB SCH JHINGURDAH PROJECT-NCL SIDHI MP	15	13	1	1	86.67	57.43
03369	MP CG	DAV PUBLIC SCHOOL MAJHGAWAN MINES PANNA M P	34	26	5	3	76.47	57.25
52039	JH	D A V PUB SCH SUR VIHAR COLNY PIPARWAR CHATRA JH	21	13	4	4	61.90	57.24
20080	HAR-4	J P DAV PUB SCH GANAUR SONIPAT HARYANA	21	16	5	0	76.19	56.93
04376	HP-1	BHAGIRATHI DASS DAV PUB SCH DHARAMSHALA HP	35	22	9	4	62.86	56.23
04608	PB-2	DR M C M D A V PUBLIC SCHOOL PATHANKOT PUNJAB	193	135	28	30	69.95	56.18
04622	PB-6	POLICE D A V PUBLIC SCHOOL POL LINES AMRITSAR PB	176	123	30	23	69.89	56.07
08887	UPUL	DAV CENTENARY PUBLIC SCHOOL HALDWANI NAINITAL UA	247	160	41	46	64.78	56.03
03911	HAR-6	ANIL KR DAV PUB SCH ISMAILABAD KURUKSHETRA HRY	125	96	20	9	76.80	55.66
20083	HAR-1	D A V PUBLIC SCHOOL ASSANDH DT. KARNAL HRY	101	55	20	26	54.46	55.48
04665	PB-3	D A V CENTENARY PUBLIC SCHOOL NABHA PATIALA PB	120	77	14	29	64.17	55.41
08298	BR-2	DAV PUBLIC SCHOOL SP MINES CHITRA DEOGHAR JH	6	3	3	0	50.00	55.25
04397	HP-2	D A V PUBLIC SCHOOL PARWANOO SOLAN HP	60	44	7	9	73.33	55.21
04600	PB-6	DR D R B D A V CENTENARY PUBLIC SCHOOL BATALA PB	78	40	18	20	51.28	55.02

**NEEDS IMPROVEMENT CATEGORY**  
**QUALITATIVE PERFORMANCE INDEX (BELOW 55%)**

SCH_NO	ZONE	ABBR_NAME	APPR	PASS	COMP	FAIL	PASS_PER	AVR_MRK
04155	HAR-3	MAJ R N KAPOOR D A V PUB SCHOOL AMBALA CANTT HRY	188	112	39	37	59.57	54.99
20103	HAR-3	D A V PUB SCH PO SADHAURA DT. YAMUNA NAGAR HRY	31	19	8	4	61.29	54.78
04247	HAR-5	D A V PUBLIC SCHOOL KANINA MOHINDERGARH HARYANA	29	13	7	9	44.83	54.78
03568	RJ	DAV ACC PUB SCH LAKHERI DISTT BUNDI RAJASTHAN	15	10	1	4	66.67	54.52
52032	JH	DAV PUB SCH PO PANDRIPANI SIMDEGA JHARKHAND	15	6	8	1	40.00	54.51
04105	HAR-5	D A V CENTENARY PUB SCHOOL SEC 6 BAHADURGARH HRY	69	49	10	10	71.01	54.37
03330	MP CG	JPV DAV PUB SCH FCI GODOWN PURENI CHAKA KATNI MP	50	30	8	12	60.00	54.32
20127	HAR-4	POLICE PUB SCH NEW POLICE LINE COLONY HISSAR HRY	43	28	3	12	65.12	54.30
08760	HP-4	DAV PUBLIC SCHOOL BRIJ VIHAR GHAZIABAD UP	169	118	22	29	69.82	53.92
04056	HAR-3	CHAMANLAL D A V SR PUB SCH PANCHKULA HRY	84	53	20	11	63.10	53.89
05116	OR, WB	D A V PUB SCH IMPHAL SANGAKPHAM MANIPUR	248	128	75	45	51.61	53.86
65878	DEL	C L BHALLA DAYANAND MODEL SCH JHANDEWALAN N D	60	38	12	10	63.33	53.78
09707	OR, WB	DAV PUBLIC SCHOOL TIKLIPARA SUNDERGARH ORISSA	13	6	1	6	46.15	53.75
25001	PB-3	D A V PUBLIC SCHOOL PHASE X MOHALI PUNJAB	68	40	9	19	58.82	53.63
08266	JH	DAV PUBLIC SCHOOL GUA RMD SAIL SINGHBHUM W JH	10	8	2	0	80.00	52.98
04722	PB-3	C L SACHDEVA DAV CENT PUB SCH JAITU FARIDKOT PB	5	2	3	0	40.00	52.32
04759	PB-2	KULWANT RAI JAIN DAV PUB SCH DEF CLY KAPURTHALA	30	15	6	9	50.00	52.29
04204	HAR-4	D A V PUBLIC SCHOOL PALWAL FARIDABAD HARYANA	97	51	13	33	52.58	52.26
04351	HP-1	D A V PUBLIC SCHOOL BAGHNI NURPUR KANGRA HP	69	33	11	25	47.83	51.92
08890	UPUL	DDM DAV PUBLIC SCHOOL KASHIPUR U SINGH NAGAR UA	58	31	12	15	53.45	51.75
20120	HAR-3	S R D D A V CENT PUB SCHOOL RANIA DT. SIRSA HRY	20	13	4	3	65.00	51.24
04768	PB-3	B B B D A V PUBLIC SCHOOL MOONAK SANGRUR PB	45	21	5	19	46.67	51.03

SCH_NO	ZONE	ABBR_NAME	APPR	PASS	COMP	FAIL	PASS_PER	AVR_MRK
25055	PB-4	D A V PUBLIC SCHOOL KHANNA PB	10	7	2	1	70.00	51.02
23023	HP-1	D A V PUBLIC SCHOOL NAGROTA DT. KANGRA HP	20	12	6	2	60.00	50.14
25047	PB-3	D A V PUBLIC SCHOOL PATRAN DT PATIALA PB	22	13	0	9	59.09	49.97
08975	UPUL	DAV PUBLIC SCHOOL NTPC VIDYUT NGR GHAZIABAD UP	90	52	15	23	57.78	48.97
10221	MP CG	LIONS DAV PUB SCH AKALTARA JANJGIR CHAMPA CG	6	1	1	4	16.67	48.70
08177	BR-1	SHYAMLAL D A V PUB SCHL RAJENDRA NGR KHAGARIA BR	6	2	0	4	33.33	47.97
54364	UPUL	S F DAV PUB SCH G T RD MANSURPUR MUZAFFARNGR UP	27	12	6	9	44.44	46.59
20015	HAR-1	MATA RAM PIARI D A V PUB SCHOOL NIGHU KARNAL HRY	3	1	1	1	33.33	46.25
20160	HAR-2	D A V CENT PUB SCH BARARA AT SIMBLA AMBALA HRY	5	0	5	0	0.00	43.12
09251	UPUL	L S D DAV PUB SCHOOL PILKHUWA GHAZIABAD UP	19	5	4	10	26.32	38.76
09226	UPUL	DAV PUBLIC SCHOOL DELHI ROAD HAPUR GHAZIABAD UP	21	5	5	11	23.81	37.73

**ZONWISE QUALITATIVE PERFORMANCE OF  
SENIOR SECONDARY SCHOOL EXAMINATION-2011  
CLASS - XII**

SCH_NO	ZONE	ABBR_NAME	APPR	PASS	COMP	FAIL	PASS_PER	AVR_MRK
07052	AP	D A V PUBLIC SCHOOL VELACHERRY CHENNAI TN	23	23	0	0	100.00	83.09
06074	AP	D A V PUBLIC SCHOOL R K PURAM HYDERABAD AP	23	19	2	2	82.61	69.17
06346	AP	D A V PUBLIC SCHOOL ACC COLONY WADI GULBARGA KK	17	16	1	0	94.12	67.66
08240	BR-1	DAV PUBLIC SCHOOL B S E B COLONY PATNA BIHAR	728	717	9	2	98.49	77.74
08284	BR-1	B R DAV PUBLIC SCHOOL BARAUNI R T BEGUSARAI BR	166	157	9	0	94.58	71.79
08282	BR-1	NIKHIL SHYAM DAV PUB SCH DUMRA KOTHI SITAMARHI	38	37	1	0	97.37	71.59
08149	BR-1	DAV CENTENARY PUB SCHOOL RAILWAY RD SIWAN BIHAR	45	41	3	1	91.11	69.48
50001	BR-1	DAV PUB SCH NR BMP CAMPUS PO DUMRI BEGUSARAI BR	52	49	2	1	94.23	68.82
50034	BR-1	DR DUKHAN RAM D A V PUB SCHOOL DANAPUR PATNA BR	101	99	2	0	98.02	68.61
08173	BR-1	DAV PUBLIC SCHOOL CANTT ROAD KHAGAUL PATNA BIHAR	281	251	26	4	89.32	68.55
08078	BR-1	DAV PUB SCH URVARAK NGR HFC BARAUNI BEGUSARAI BR	40	35	2	3	87.50	68.53
08285	BR-1	DAV PUBLIC SCHOOL PHULWARI SHARIF PATNA BR	159	132	23	4	83.02	67.78
08234	BR-1	DAV PUB SCH KHABRA DARBHANGA ROAD MUZAFFARPUR BR	29	23	4	2	79.31	65.48
50014	BR-1	S R DAV PUB SCH CHUNAPUR RD AERODROME PURNIA BR	41	30	5	6	73.17	63.64
50003	BR-1	CS DAV PUB SCH KOTWA ROAD BANKET MOTIHARI BIHAR	36	20	9	7	55.56	60.30
08177	BR-1	SHYAMLAL D A V PUB SCHL RAJENDRA NGR KHAGARIA BR	6	2	0	4	33.33	47.97
52014	BR-2	G DEVI DAV PUB SCH BHANDARKOLA SATAR RD DEOGARH	53	48	4	1	90.57	72.07
08200	BR-2	DAV PUBLIC SCHOOL CANTONMENT AREA GAYA BIHAR	223	215	5	3	96.41	69.19
52003	BR-2	DAV PUBLIC SCHOOL PAKUR JHARKHAND	30	29	1	0	96.67	68.96
50007	BR-2	DAV PUBLIC SCHOOL COLLEGE RD ROTARY CAMPUS GAYA	145	145	0	0	100.00	68.89
50010	BR-2	DAV PUBLIC SCHOOL HANSRAJ NAGAR ROHTAS BIHAR	30	28	2	0	93.33	67.75

SCH_NO	ZONE	ABBR_NAME	APPR	PASS	COMP	FAIL	PASS_PER	AVR_MRK
08216	BR-2	DAV PUB SCHOOL RAMGHARIA MOHALLA ARA BHOJPUR BR	89	74	10	5	83.15	66.88
08202	BR-2	DAV PUBLIC SCHOOL KHETAN LANE JEHANABAD BIHAR	57	51	5	1	89.47	65.27
50040	BR-2	DAV PUB SCH PO MAHANANDPUR BR SHARIF NALANDA BR	31	19	4	8	61.29	64.83
08198	BR-2	DAV PUBLIC SCHOOL URJANAGAR MAHAGAMA GODDA JH	57	50	4	3	87.72	64.08
08209	BR-2	DAV PUB SCH DEEPTI NGR NTPC KAHALGAON BHAGALPUR	63	55	5	3	87.30	60.94
08231	BR-2	DAV PUBLIC SCHOOL DAYANAND VIHAR AURANGABAD BR	53	49	4	0	92.45	60.64
08298	BR-2	DAV PUBLIC SCHOOL SP MINES CHITRA DEOGHAR JH	6	3	3	0	50.00	55.25
03329	MP CG	D A V ACC PUBLIC SCHOOL KYMORE DT KATNI M P	54	48	4	2	88.89	69.98
03343	MP CG	D A V PUB SCH SECL KUSMUNDA KORBA CG	73	70	3	0	95.89	68.79
03227	MP CG	D A V PUB SCH H U D C O BHILAI DURG CG	89	83	5	1	93.26	67.91
03375	MP CG	D A V PUBLIC SCHOOL SECL CHHAL DT.RAIGARH CG	31	30	1	0	96.77	66.99
03189	MP CG	D A V PUBLIC SCHOOL VASANT VIHAR BILASPUR CG	203	184	14	5	90.64	66.78
03417	MP CG	DAV PUBLIC SCHOOL SECL BISHRAMPUR SURGUJA CG	113	98	12	3	86.73	66.56
03341	MP CG	D A V PUBLIC SCH GEVRA PROJECT DT. KORBA CG	108	103	4	1	95.37	66.10
03432	MP CG	DAV BURHAR PUB SCHOOL PAKARIA BURHAR SHAHDOL M P	52	46	6	0	88.46	65.86
03385	MP CG	TATA DAV PUB SCHOOL TSCD SONADIH RAIPUR CG	26	21	3	2	80.77	65.39
03346	MP CG	D A V PUB SCH SECL BARTUNGA CHIRIMIRI KOREA CG	49	47	2	0	95.92	64.76
03232	MP CG	D A V PUBLIC SCHOOL ACC JAMUL DURG CG	53	44	7	2	83.02	62.39
03492	MP CG	DAV PUB SCH BHATGAON AREA SECL SURGUJA CG	40	36	2	2	90.00	61.74
03328	MP CG	D A V CENTENARY PUB SCH KUTESHWAR DT KATNI MP	21	21	0	0	100.00	58.68
03369	MP CG	DAV PUBLIC SCHOOL MAJHGAWAN MINES PANNA M P	34	26	5	3	76.47	57.25
03330	MP CG	JPV DAV PUB SCH FCI GODOWN PURENI CHAKA KATNI MP	50	30	8	12	60.00	54.32
10221	MP CG	LIONS DAV PUB SCH AKALTARA JANJGIR CHAMPA CG	6	1	1	4	16.67	48.70
04877	CH	D A V PUBLIC SCHOOL SECTOR 8-C CHANDIGARH	47	40	5	2	85.11	70.53
04826	CH	D A V MODEL SCHOOL SECTOR 15-A CHANDIGARH	408	310	53	45	75.98	61.85
65023	DEL	D A V PUBLIC SCHOOL DAYANAND VIHAR DELHI	403	394	8	1	97.77	77.63

SCH_NO	ZONE	ABBR_NAME	APPR	PASS	COMP	FAIL	PASS_PER	AVR_MRK
65406	DEL	D A V PUB SCH PUSHPANJALI ENCL. PITAM PURA DL	286	284	2	0	99.30	76.66
65026	DEL	D A V PUBLIC SCHOOL SRESHTHA VIHAR DELHI	335	333	2	0	99.40	75.89
65485	DEL	HANS RAJ MODEL SCHOOL RD 73 PUNJABI BAGH ND	451	436	10	5	96.67	73.25
65405	DEL	DARBARI LAL D A V MODEL S S S PITAMPURA DELHI	434	430	4	0	99.08	72.95
65354	DEL	DARBARI LAL D A V MODEL SCH SHALIMAR BAGH DLI	305	301	3	1	98.69	72.43
65575	DEL	VEDA VYASA D A V PUBLIC SCH VIKASPURI ND	286	279	7	0	97.55	71.95
65048	DEL	S S LATA SETHI DAV PUB SCH MAUSAM VIHAR DELHI	186	183	2	1	98.39	70.93
65556	DEL	DAV PUB SCHOOL CHANDER NGR JANAK PURI NEW DLI	70	70	0	0	100.00	70.36
65541	DEL	DAV CENTENARY PUB SCH PASCHIM ENCL.ROHTAK RD N D	187	175	11	1	93.58	69.12
65805	DEL	DAV PUBLIC SCH KAILASH HILLS EOK ND-65	126	125	1	0	99.21	67.58
65381	DEL	D A V PUBLIC SCHOOL SECTOR VII ROHINI DELHI	354	328	19	7	92.66	67.43
65392	DEL	KULACHI HANSRAJ MODEL SCHOOL ASHOK VIHAR DLI	614	575	25	14	93.65	66.80
65646	DEL	D A V PUBLIC SCH SECT B-PKT-1 VASANT KUNJ ND	160	143	12	5	89.38	62.47
65348	DEL	DAV CENTENARY PUBLIC SCHOOL NARELA DELHI	151	134	12	5	88.74	62.14
65337	DEL	A G DAV CENTENARY PUB SCH DR MUKHERJEE NAGAR DLI	120	103	12	5	85.83	61.71
65654	DEL	SURAJ BHAN D A V PUBLIC SCH VASANT VIHAR ND	201	188	11	2	93.53	61.63
65549	DEL	JHABBAN LAL DAV PUB SCH PASCHIM VIHAR N DELHI	117	94	16	7	80.34	59.31
65878	DEL	C L BHALLA DAYANAND MODEL SCH JHANDEWALAN N D	60	38	12	10	63.33	53.78
06800	GM	J H AMBANI SCHOOL LODHIVALI CHOWK RAIGAD MR	66	66	0	0	100.00	77.36
06844	GM	DAV PUBLIC SCHOOL NERUL NAVI MUMBAI MR	147	146	1	0	99.32	76.08
06863	GM	D A V PUBLIC SCHOOL PUNE MAHARASHTRA	134	125	7	2	93.28	75.88
06843	GM	D A V PUBLIC SCHOOL AIROLI NAVI MUMBAI MR	103	101	2	0	98.06	74.78
06842	GM	DAV PUBLIC SCH NEW PANVEL MUMBAI MAHARASTRA	199	190	5	4	95.48	71.06
06868	GM	J H AMBANI PETROCHEMICALS ENG.MED.SCHL RAIGAD MP	17	14	3	0	82.35	67.71
13004	GM	ADANI D A V PUB SCH NANA KAPAYA KUTCH	23	20	2	1	86.96	65.28
04213	HAR-1	S B P D A V CENTENARY PUB SCH FATEHABAD HARYANA	160	155	5	0	96.88	74.19

SCH_NO	ZONE	ABBR_NAME	APPR	PASS	COMP	FAIL	PASS_PER	AVR_MRK
04221	HAR-1	D A V CENTENARY PUB SCHOOL URBAN ESTATE JIND HRY	236	232	4	0	98.31	74.04
04089	HAR-1	D A V PUBLIC SCHOOL PANIPAT HARYANA	329	281	26	22	85.41	67.88
04209	HAR-1	D A V CENTENARY PUB SCHOOL SEC 11-12 PANIPAT HRY	137	127	4	6	92.70	67.49
03879	HAR-1	KALI RAM D A V PUBLIC SCHOOL SAFIDON JIND HRY	87	77	8	2	88.51	66.29
04145	HAR-1	D A V CENTENARY PUB SCH TOHANA FATEHABAD HARYANA	56	46	5	5	82.14	64.79
20069	HAR-1	DAV CENT. PUB SCH KAITHAL RD NARWANA JIND HRY	30	23	6	1	76.67	62.89
20005	HAR-1	D A V CENT PUB SCHOOL JAKHAL MANDI FATEHABAD HRY	85	64	12	9	75.29	60.20
20083	HAR-1	D A V PUBLIC SCHOOL ASSANDH DT. KARNAL HRY	101	55	20	26	54.46	55.48
20015	HAR-1	MATA RAM PIARI D A V PUB SCHOOL NIGHU KARNAL HRY	3	1	1	1	33.33	46.25
03904	HAR-2	POLICE D A V PUBLIC SCHOOL AMBALA CITY HARYANA	51	49	2	0	96.08	71.78
04081	HAR-2	D A V SR SEC PUBLIC SCHOOL AMBALA CITY HARYANA	326	253	50	23	77.61	63.53
04082	HAR-2	D A V PUBLIC SCHOOL NARAINGARH HARYANA	85	67	12	6	78.82	60.91
20160	HAR-2	D A V CENT PUB SCH BARARA AT SIMBLA AMBALA HRY	5	0	5	0	0.00	43.12
04923	HAR-3	K B D A V CENTENARY PUB SCH SEC 7-B CHANDIGARH	208	201	6	1	96.63	69.37
04588	HAR-3	B B M B DAV PUB SCH NANGAL TOWNSHIP PUNJAB	93	86	6	1	92.47	66.54
04125	HAR-3	D A V CENTENARY PUBLIC SCHOOL SIRSA HARYANA	177	144	22	11	81.36	63.80
03891	HAR-3	MATA PUNNA DEVI D A V PUB SCHOOL KALANWALI SIRSA	26	20	3	3	76.92	62.71
04058	HAR-3	D A V PUBLIC SCHOOL YAMUNA NAGAR HARYANA	123	92	15	16	74.80	61.27
04009	HAR-3	D A V SR PUBLIC SCHOOL SURAJPUR PANCHKULA HRY	136	100	29	7	73.53	59.48
04155	HAR-3	MAJ R N KAPOOR D A V PUB SCHOOL AMBALA CANTT HRY	188	112	39	37	59.57	54.99
20103	HAR-3	D A V PUB SCH PO SADHAURA DT. YAMUNA NAGAR HRY	31	19	8	4	61.29	54.78
04056	HAR-3	CHAMANLAL D A V SR PUB SCH PANCHKULA HRY	84	53	20	11	63.10	53.89
20120	HAR-3	S R D D A V CENT PUB SCHOOL RANIA DT. SIRSA HRY	20	13	4	3	65.00	51.24
04116	HAR-4	K L ARYA D A V PUBLIC SCHOOL HISSAR HARYANA	143	135	4	4	94.41	72.10
04016	HAR-4	D A V PUBLIC SCHOOL SECTOR 14 FARIDABAD HARYANA	354	322	29	3	90.96	71.57
04122	HAR-4	D A V CENTENARY PUB SCHOOL ROHTAK HARYANA	220	196	18	6	89.09	68.48

SCH_NO	ZONE	ABBR_NAME	APPR	PASS	COMP	FAIL	PASS_PER	AVR_MRK
04203	HAR-4	D A V PUBLIC SCHOOL BALLABGARH FARIDABAD HARYANA	115	103	9	3	89.57	67.84
04205	HAR-4	D A V PUBLIC SCHOOL SAINIK COLONY FARIDABAD HRY	121	109	11	1	90.08	66.92
04126	HAR-4	D A V MULTIPURPOSE PUB SCH SECTOR 15 SONIPAT HRY	113	93	12	8	82.30	63.28
04278	HAR-4	D A V PUBLIC SCHOOL N H 3 N I T FARIDABAD HRY	125	95	14	16	76.00	59.25
03833	HAR-4	D A V PUBLIC SCHOOL SECTOR 37 FARIDABAD HARYANA	210	147	46	17	70.00	58.82
20080	HAR-4	J P DAV PUB SCH GANAUR SONIPAT HARYANA	21	16	5	0	76.19	56.93
20127	HAR-4	POLICE PUB SCH NEW POLICE LINE COLONY HISSAR HRY	43	28	3	12	65.12	54.30
04204	HAR-4	D A V PUBLIC SCHOOL PALWAL FARIDABAD HARYANA	97	51	13	33	52.58	52.26
04100	HAR-5	D A V PUBLIC SCHOOL SECTOR 14 GURGAON HARYANA	306	305	1	0	99.67	83.52
04178	HAR-5	M L S D A V PUB SCHOOL NARNAUL MOHINDERGARH HRY	136	127	6	3	93.38	67.88
04295	HAR-5	R R J S D A V PUB SCHOOL TEH PATAUDI GURGAON HRY	83	78	4	1	93.98	65.40
04273	HAR-5	D A V PUBLIC SCHOOL MOHINDERGARH HARYANA	46	38	6	2	82.61	61.11
03877	HAR-5	R R N D A V PUBLIC SCHOOL VILL- KOSLI REWARI HRY	16	15	0	1	93.75	58.40
04247	HAR-5	D A V PUBLIC SCHOOL KANINA MOHINDERGARH HARYANA	29	13	7	9	44.83	54.78
04105	HAR-5	D A V CENTENARY PUB SCHOOL SEC 6 BAHADURGARH HRY	69	49	10	10	71.01	54.37
04141	HAR-6	O S D A V PUBLIC SCHOOL KAITHAL HARYANA	288	275	12	1	95.49	73.81
04256	HAR-6	D A V PUBLIC SCHOOL SEC 3 U E KURUKSHETRA HRY	118	115	3	0	97.46	71.99
04300	HAR-6	D A V SR. SEC. SCHOOL PUNDRI KAITHAL HARYANA	138	120	14	4	86.96	62.62
04113	HAR-6	D A V PUBLIC SCHOOL CHEEKA KAITHAL HARYANA	112	107	5	0	95.54	61.71
03808	HAR-6	D A V CENTENARY PUB SCH PEHOWA KURUKSHETRA HRY	84	63	12	9	75.00	59.61
03911	HAR-6	ANIL KR DAV PUB SCH ISMAILABAD KURUKSHETRA HRY	125	96	20	9	76.80	55.66
04314	HP-1	D A V PUBLIC SCHOOL PALAMPUR KANGRA HP	74	74	0	0	100.00	79.34
04381	HP-1	D A V SR SEC PUB SCHOOL LAKKAR BAZAR SHIMLA HP	236	224	12	0	94.92	73.08
04350	HP-1	D A V PUBLIC SCHOOL SECTOR - IV NEW SHIMLA HP	102	98	3	1	96.08	72.30
23017	HP-1	D A V PUBLIC SCHOOL GHUMARWIN BILASPUR H.P.	23	20	2	1	86.96	67.90
04379	HP-1	D A V PUBLIC SCHOOL ALAMPUR KANGRA HP	31	24	6	1	77.42	61.96

SCH_NO	ZONE	ABBR_NAME	APPR	PASS	COMP	FAIL	PASS_PER	AVR_MRK
04366	HP-1	DR DEVI CHAND D A V PUBLIC SCHOOL MOHAL KULLU HP	47	33	6	8	70.21	61.06
04353	HP-1	D A V PUBLIC SCHOOL DEHRA GOPIPUR KANGRA HP	94	61	18	15	64.89	60.25
04346	HP-1	I B D A V PUB SCHOOL NARWANA YOL CAMP KANGRA HP	32	24	6	2	75.00	57.82
04376	HP-1	BHAGIRATHI DASS DAV PUB SCH DHARAMSHALA HP	35	22	9	4	62.86	56.23
04351	HP-1	D A V PUBLIC SCHOOL BAGHNI NURPUR KANGRA HP	69	33	11	25	47.83	51.92
23023	HP-1	D A V PUBLIC SCHOOL NAGROTA DT. KANGRA HP	20	12	6	2	60.00	50.14
04386	HP-2	D A V A VIDYA NIKETAN DARLAGHAT ARKI SOLAN HP	14	14	0	0	100.00	82.50
04344	HP-2	DAYANAND PUBLIC SCHOOL THE MALL SHIMLA HP	104	101	2	1	97.12	75.75
04359	HP-2	M R A D A V PUBLIC SCHOOL ANAND COMPLEX SOLAN HP	85	80	4	1	94.12	70.00
04316	HP-2	D A V SIRMOUR PUBLIC SCHOOL PAONTA SAHIB HP	102	63	18	21	61.76	57.75
04397	HP-2	D A V PUBLIC SCHOOL PARWANOO SOLAN HP	60	44	7	9	73.33	55.21
04331	HP-3	D A V CENTENARY PUBLIC SCHOOL UNA HP	102	101	0	1	99.02	69.89
04292	HP-3	HANSRAJ PUBLIC SCHOOL SECTOR 6 PANCHKULA HARYANA	48	44	3	1	91.67	69.13
04377	HP-3	D A V PUBLIC SCHOOL AMBOTA UNA HIMACHAL PRADESH	46	40	4	2	86.96	65.40
04395	HP-3	M I A D A V PUBLIC SCHOOL MEHATPUR UNA HP	60	47	7	6	78.33	59.86
04085	HP-3	D A V SR SEC PUB SCHOOL SECTOR 8 PANCHKULA HRY	92	69	16	7	75.00	58.00
08880	HP-4	DAV PUBLIC SCHOOL DEFENCE COLONY DEHRADUN UA	171	162	7	2	94.74	70.23
08876	HP-4	DAV CENTENARY PUBLIC SCHOOL J PUR HARIDWAR UA	161	154	7	0	95.65	69.26
08643	HP-4	DAV PUB SCH RAJENDER NGR SAHIBABAD GHAZIABAD UP	305	284	16	5	93.11	67.69
08714	HP-4	DAV CENTENARY PUB SCH SEC 56 NOIDA G B NAGAR UP	152	136	9	7	89.47	64.75
08903	HP-4	DAV PUBLIC SCH PRATAP VIHAR GHAZIABAD UP	52	40	9	3	76.92	60.82
08849	HP-4	DAV CENTENARY PUB SCH CHANDER NGR GHAZIABAD UP	83	70	5	8	84.34	60.43
08760	HP-4	DAV PUBLIC SCHOOL BRIJ VIHAR GHAZIABAD UP	169	118	22	29	69.82	53.92
04301	HP-5	D A V SR SEC PUBLIC SCHOOL BARMANA BILASPUR HP	44	44	0	0	100.00	74.45
04330	HP-5	D A V CENTENARY PUB SCH JAWAHAR NAGAR MANDI HP	74	72	2	0	97.30	72.63
23032	HP-5	DAV PUB SCHOOL SUNDER NAGAR MANDI HP	66	49	9	8	74.24	65.53

SCH_NO	ZONE	ABBR_NAME	APPR	PASS	COMP	FAIL	PASS_PER	AVR_MRK
04371	HP-5	D A V PUBLIC SCHOOL BILASPUR HP	62	49	7	6	79.03	63.81
04352	HP-5	D A V PUBLIC SCHOOL HAMIRPUR HP	214	162	23	29	75.70	62.41
08423	JH	DAV MODEL SCHOOL DURGAPUR BURDWAN WB	267	265	1	1	99.25	79.41
08221	JH	B N S DAV PUB SCHOOL BULAKI RD GIRIDIH JHARKHAND	249	249	0	0	100.00	75.64
08143	JH	DAV PUBLIC SCH N T S BARKAKHANA HAZARIBAGH JH	87	87	0	0	100.00	75.52
08163	JH	DAV PUBLIC SCHOOL KATHARA BOKARO JHARKHAND	60	60	0	0	100.00	73.91
08007	JH	DAV PUBLIC SCH BCCL KOYLA NGR DHANBAD JHARKHAND	435	429	5	1	98.62	73.65
09502	JH	DAV PUB SCH BISTUPUR JAMSHEDPUR SINGHBHUM E JH	309	283	22	4	91.59	72.95
08214	JH	S J DAV PUB SCH CHAIBASHA SINGHBHUM W JHARKHAND	91	89	2	0	97.80	72.12
08281	JH	DAV PUBLIC SCHOOL CANARY HILL ROAD HAZARIBAGH JH	270	262	6	2	97.04	71.53
08233	JH	DAV KAPIL DEV PUB SCHOOL KADRU RANCHI JH	401	391	9	1	97.51	70.96
08164	JH	DAV PUBLIC SCHOOL C C L GIRIDIH JHARKHAND	111	110	1	0	99.10	70.43
08011	JH	DAV PUBLIC SCHOOL MOONIDIH PROJECT DHANBAD JH	212	211	0	1	99.53	70.21
08253	JH	DAV PUBLIC SCHOOL BARIATU ROAD RANCHI JHARKHAND	429	424	3	2	98.83	69.91
08110	JH	TATA DAV PUB SCHOOL TISCO HAZARIBAGH JHARKHAND	82	82	0	0	100.00	69.26
08287	JH	AGRASEN DAV PUB SCH BHARECH NGR HAZARIBAGH JH	80	80	0	0	100.00	69.24
08192	JH	DAV PUBLIC SCHOOL PO SAWANG COLLIERY BOKARO JH	77	76	1	0	98.70	68.87
08155	JH	TATA D A V SCHOOL JAMADOBA DHANBAD JHARKHAND	135	132	3	0	97.78	68.40
08033	JH	DAV PUBLIC SCHOOL DHORI BOKARO JHARKHAND	65	62	2	1	95.38	68.38
08122	JH	DAV PUBLIC SCHOOL (TISCO) SINGHBHUM W JHARKHAND	23	23	0	0	100.00	68.26
08232	JH	DAV PUBLIC SCHOOL GANDHI NAGAR CCL RANCHI JH	301	287	9	5	95.35	67.98
08833	JH	DAV PUB SCHOOL ANPARA THERMAL PROJ SONEBHADRA UP	101	97	3	1	96.04	67.93
08165	JH	DAV PUBLIC SCHOOL DUGDA COAL WASHERY BOKARO JH	85	75	7	3	88.24	67.81
52017	JH	S SHARDHANAND DAV CENTENARY RANCHI JHARKHAND	32	32	0	0	100.00	67.68
08229	JH	DAV PUB SCHOOL TENUGHAT T P S LALPANIA BOKARO JH	29	24	5	0	82.76	67.53
08237	JH	M K DAV PUB SCH CHIANKI DALTONGANJ PALAMAU JH	200	193	4	3	96.50	67.37

SCH_NO	ZONE	ABBR_NAME	APPR	PASS	COMP	FAIL	PASS_PER	AVR_MRK
08470	JH	DAV PUBLIC SCHOOL ROOP NARAYANPUR BURDWAN WB	143	139	2	2	97.20	67.24
08064	JH	DAV CO-OP SR SEC SCHOOL KHALARI RANCHI JHARKHAND	105	103	1	1	98.10	67.09
08147	JH	D A V PUBLIC SCHOOL ITKI ROAD PO HEHAL RANCHI JH	676	600	50	26	88.76	66.90
08239	JH	PVSS DAV PUB SCH JHUMRITELAIYA KODERMA JHARKHAND	89	84	4	1	94.38	66.69
56021	JH	DAV PUB SCHOOL KANYAPUR ASANSOL BARDDHAMAN WB	37	33	4	0	89.19	66.52
08222	JH	TATA DAV SCHOOL TISCO SIJUA BHELATAND DHANBAD JH	127	120	5	2	94.49	66.46
03436	JH	DAV PUBLIC SCHOOL NIGAHNI NCL SIDHI MP	44	44	0	0	100.00	66.39
08036	JH	DAV PUBLIC SCHOOL RAJRAPPA PROJ HAZARIBAGH JH	71	67	3	1	94.37	65.88
08089	JH	DAV PUBLIC SCHOOL ACC JHINKPANI SINGHBHUM W JH	23	19	4	0	82.61	65.88
03445	JH	DAV PUB SCH DUDHICHUA PROJECT JAYANT SIDHI M P	238	234	3	1	98.32	65.43
08020	JH	DAV PUBLIC SCHOOL KUSUNDA COLLIERY DHANBAD JH	55	53	2	0	96.36	65.32
56007	JH	RANIGANJ LIONS JDM CHANANI DAV PUB SCH BURDWAN	5	4	1	0	80.00	65.13
08199	JH	BRL DAV PUB SCHOOL BHANDARIDAH BOKARO JHARKHAND	113	107	4	2	94.69	65.08
09523	JH	DAV PUBLIC SCHOOL ADITYAPUR SINGHBHUM W JH	191	156	24	11	81.68	64.33
09246	JH	DAV PUBLIC SCHOOL KHADIA(NCL) SONBHADRA UP	51	39	7	5	76.47	64.25
08014	JH	DAV PUBLIC SCHOOL SECTOR-IV B S CITY BOKARO JH	488	398	66	24	81.56	63.34
08860	JH	DAV PUBLIC SCHOOL T P P RIHAND NGR SONEBHADRA UP	64	59	5	0	92.19	63.21
08146	JH	DAV CENTENARY PUBLIC SCHOOL BANIAHIR DHANBAD JH	238	227	10	1	95.38	62.83
08010	JH	DAV PUB SCH ALKUSA COLLIERY KUSUNDA DHANBAD JH	144	127	15	2	88.19	62.60
08144	JH	DAV CENTENARY PUBLIC SCHOOL GARHWA JHARKHAND	15	15	0	0	100.00	62.09
08228	JH	DAV PUBLIC SCHOOL KEDLA CCL HAZARIBAGH JHARKHAND	74	66	6	2	89.19	61.78
08588	JH	DAV PUBLIC SR SEC SCHOOL BINA SONEBHADRA UP	184	174	8	2	94.57	61.66
08037	JH	DAV PUBLIC SCHOOL ARA KUJU AREA HAZARIBAGH JH	94	85	6	3	90.43	61.56
08017	JH	DAV MODEL SCHOOL C F R I DHANBAD JHARKHAND	166	148	14	4	89.16	61.28
03439	JH	DAV CENTENARY PUB SCH AMLOHRI PROJ SIDHI MP	84	81	2	1	96.43	60.94
08300	JH	M B DAV PUBLIC SCHOOL LOHARDAGA JHARKHAND	39	31	1	7	79.49	58.52

SCH_NO	ZONE	ABBR_NAME	APPR	PASS	COMP	FAIL	PASS_PER	AVR_MRK
56008	JH	DAV PUB SCH EASTERN COAL FIEL LTD BURDWAN WB	25	22	2	1	88.00	57.99
03440	JH	DAV PUB SCH JHINGURDAH PROJECT-NCL SIDHI MP	15	13	1	1	86.67	57.43
52039	JH	D A V PUB SCH SUR VIHAR COLNY PIPARWAR CHATRA JH	21	13	4	4	61.90	57.24
52032	JH	DAV PUB SCH PO PANDRIPANI SIMDEGA JHARKHAND	15	6	8	1	40.00	54.51
08266	JH	DAV PUBLIC SCHOOL GUA RMD SAIL SINGHBHUM W JH	10	8	2	0	80.00	52.98
08378	OR, WB	DAV PUB SCHOOL CHANDRASEKHARPUR BHUBANESWAR OR	229	228	1	0	99.56	81.43
09904	OR, WB	DAV MODEL SCHOOL IIT KHARAGPUR WB	26	26	0	0	100.00	80.49
08305	OR, WB	DAV PUBLIC SCHOOL BHUBANESHWAR ORISSA	221	221	0	0	100.00	79.75
09703	OR, WB	DAV PUBLIC SCHOOL POKHARIPUT BBSR ORISSA	94	94	0	0	100.00	78.58
53003	OR, WB	DAV PUB SCH MCL HQ ANAND VR BURLA SAMBALPUR OR	69	69	0	0	100.00	76.66
08349	OR, WB	DAV PUB SCHOOL PARADEEP PPL TOWNSHIP PARADEEP OR	19	19	0	0	100.00	75.08
09910	OR, WB	DAV PUBLIC SCHOOL DVC MTPS BANKURA WB	26	26	0	0	100.00	73.96
56004	OR, WB	D A V PUBLIC SCHOOL D B ROAD MIDNAPUR WB	26	23	0	3	88.46	73.26
08385	OR, WB	DAV PUB SCH MCL KALINGA RD MAHENDRAPUR ANGUL OR	99	98	1	0	98.99	71.43
08380	OR, WB	DAV PUBLIC SCHOOL SEC 6 MARKAT NGR CUTTACK OR	188	179	6	3	95.21	70.71
08382	OR, WB	DAV PUBLIC SCHOOL ROURKELA DT SUNDERGARH ORISSA	62	62	0	0	100.00	69.17
08311	OR, WB	DAV PUB SCHOOL MCL JAGANNATH AREA ANGUL ORISSA	42	40	1	1	95.24	68.83
08388	OR, WB	DAV PUB SCH GANDHI NGR BERHAMPUR GANJAM ORISSA	83	71	6	6	85.54	68.68
08437	OR, WB	ATREYEE ENG MED SCHOOL MONGALPUR W DINAJPUR WB	40	38	0	2	95.00	68.16
53001	OR, WB	DAV PUB SCH NTPC/TTPS TALCHER THERMAL ANGUL OR	18	16	1	1	88.89	67.10
08331	OR, WB	DAV PUB SCH BRAJRAJ NAGAR JHARSUGUDA ORISSA	91	82	5	4	90.11	64.82
08373	OR, WB	DAV PUB SCHOOL BANDHABAHAL BELPAHAR SAMBALPUR OR	22	18	3	1	81.82	63.73
53066	OR, WB	DAV PUB SCH KANSBAHAL SUNDARGARH ORISSA	46	44	2	0	95.65	63.52
05492	OR, WB	D A V PUB SCHOOL RANGIT NAGAR SIKKIM	48	39	4	5	81.25	59.50
05116	OR, WB	D A V PUB SCH IMPHAL SANGAKPHAM MANIPUR	248	128	75	45	51.61	53.86
09707	OR, WB	DAV PUBLIC SCHOOL TIKLIPARA SUNDERGARH ORISSA	13	6	1	6	46.15	53.75

SCH_NO	ZONE	ABBR_NAME	APPR	PASS	COMP	FAIL	PASS_PER	AVR_MRK
04503	PB-1	D A V PUBLIC SCHOOL LAWRENCE ROAD AMRITSAR PB	407	382	13	12	93.86	74.94
25038	PB-1	D A V INTL. SCHOOL VERKA CHOWK AMRITSAR PB	90	85	4	1	94.44	68.07
04732	PB-1	M K D D A V PUB SCHOOL NESHTA ATTARI AMRITSAR PB	35	26	4	5	74.29	63.43
04756	PB-1	G N D D A V PUBLIC SCHOOL BHIKHWIND AMRITSAR PB	77	49	19	9	63.64	57.54
04575	PB-2	BBMB D A V PUBLIC SCHOOL TALWARA TOWNSHIP PUNJAB	53	53	0	0	100.00	72.09
04412	PB-2	M H S AGRI COLLEGIATE SCH NAGBANI JAMMU TAWI J&K	205	184	15	6	89.76	68.22
25099	PB-2	M D D MODEL SCHOOL NAKODAR DISTT JALANDHAR PB	36	28	4	4	77.78	63.06
04713	PB-2	S V J C D A V PUBLIC SCHOOL DASUYA HOSHIARPUR PB	31	23	7	1	74.19	62.46
04528	PB-2	DAYANAND MODEL SR SEC SCHOOL JALANDHAR PUNJAB	295	230	33	32	77.97	60.52
04755	PB-2	S R TANGRI D A V PUB SCHOOL BILGA JALANDHAR PB	55	46	9	0	83.64	60.19
04608	PB-2	DR M C M D A V PUBLIC SCHOOL PATHANKOT PUNJAB	193	135	28	30	69.95	56.18
04759	PB-2	KULWANT RAI JAIN DAV PUB SCH DEF CLY KAPURTHALA	30	15	6	9	50.00	52.29
04649	PB-3	D A V PUBLIC SCHOOL KOTKAPURA FARIDKOT PB	18	18	0	0	100.00	76.46
04672	PB-3	H M D A V PUB SCHOOL MALWAL RD FEROPUR CITY PB	51	51	0	0	100.00	71.29
04589	PB-3	D A V PUBLIC SCHOOL PATIALA PUNJAB	186	173	9	4	93.01	70.67
04629	PB-3	L I D G D A V CENT. PUB SCHOOL JALALABAD(W) PB	107	97	8	2	90.65	69.75
04677	PB-3	R K G D A V PUB SCHOOL GURU HARSAHAI FEROPUR PB	45	42	3	0	93.33	64.94
04582	PB-3	D A V CENTENARY PUBLIC SCHOOL MALERKOTLA PUNJAB	123	90	11	22	73.17	62.39
04711	PB-3	S B R D A V PUB SCH TALWANDI BHAI FEROPUR PB	25	21	2	2	84.00	62.29
04682	PB-3	SMT K B D A V CENT PUB SCH FAZILIKA FEROPUR PB	158	130	17	11	82.28	61.09
04665	PB-3	D A V CENTENARY PUBLIC SCHOOL NABHA PATIALA PB	120	77	14	29	64.17	55.41
25001	PB-3	D A V PUBLIC SCHOOL PHASE X MOHALI PUNJAB	68	40	9	19	58.82	53.63
04722	PB-3	C L SACHDEVA DAV CENT PUB SCH JAITU FARIDKOT PB	5	2	3	0	40.00	52.32
04768	PB-3	B B B D A V PUBLIC SCHOOL MOONAK SANGRUR PB	45	21	5	19	46.67	51.03
25047	PB-3	D A V PUBLIC SCHOOL PATRAN DT PATIALA PB	22	13	0	9	59.09	49.97
04583	PB-4	D A V PUBLIC SCHOOL B R S NAGAR LUDHIANA PUNJAB	191	191	0	0	100.00	82.88

SCH_NO	ZONE	ABBR_NAME	APPR	PASS	COMP	FAIL	PASS_PER	AVR_MRK
25055	PB-4	D A V PUBLIC SCHOOL KHANNA PB	10	7	2	1	70.00	51.02
04584	PB-5	R B D A V SR SEC PUBLIC SCHOOL BHATINDA PUNJAB	192	164	20	8	85.42	68.19
04627	PB-5	D A V EDWARD GANJ PUBLIC SCHOOL MALOUT PUNJAB	157	136	12	9	86.62	66.30
04675	PB-5	S D K L D A V CENTENARY PUBLIC SCHOOL MANSA PB	140	120	8	12	85.71	65.15
04789	PB-5	J N J D A V PUBLIC SCHOOL GIDDARBHA MUKTSAR PB	77	61	12	4	79.22	64.23
03836	PB-5	C M DAV SR SEC PUB SCH MANDI DABWALI SIRSA HRY	64	50	3	11	78.13	61.95
04522	PB-5	L R S D A V SR SEC MODEL SCHOOL ABOHAR PB	299	234	44	21	78.26	61.85
04716	PB-6	POLICE D A V PUB SCH JALANDHAR CANTT PUNJAB	295	238	43	14	80.68	63.37
04728	PB-6	LALA J N DAV MODEL SCH KABIR NAGAR JALANDHAR PB	52	39	6	7	75.00	58.80
04622	PB-6	POLICE D A V PUBLIC SCHOOL POL LINES AMRITSAR PB	176	123	30	23	69.89	56.07
04600	PB-6	DR D R B D A V CENTENARY PUBLIC SCHOOL BATALA PB	78	40	18	20	51.28	55.02
03670	RJ	D A V PUBLIC SCHOOL TALWANDI KOTA RAJASTHAN	458	413	22	23	90.17	74.96
03676	RJ	MANGALAM DAV PUBLIC SCHOOL MORAK KOTA RAJ	60	53	7	0	88.33	67.43
03632	RJ	D A V CENTENARY PUB SCHOOL VAISHALI NAGAR JAIPUR	266	224	34	8	84.21	65.89
03717	RJ	P B DAV PUB SCH BINANIGRAM PINDWADA SIROHI RAJ	13	12	1	0	92.31	65.05
03518	RJ	DAV CENTENARY PUBLIC SCHOOL ADARSH NAGAR AJMER	190	153	16	21	80.53	63.44
03568	RJ	DAV ACC PUB SCH LAKHERI DISTT BUNDI RAJASTHAN	15	10	1	4	66.67	54.52
09080	UPUL	GAIL D A V PUBLIC SCHOOL DIBIYAPUR AURAIYA UP	14	14	0	0	100.00	75.64
09009	UPUL	T C DAV PUB SCH BABRALA BUDAUN UTTAR PRADESH	50	48	1	1	96.00	70.98
08832	UPUL	DAV PUBLIC SCHOOL KOTDWAR PAURI UA	177	159	14	4	89.83	66.28
08875	UPUL	DAV CENTENARY PUB SCHOOL SHASTRI NAGAR MEERUT UP	237	213	15	9	89.87	63.24
08866	UPUL	SWARUP F DAV PUB SCH MUZAFFARNAGAR UP	67	57	8	2	85.07	61.96
08689	UPUL	DAV PUBLIC SCHOOL UNCHAHAR RAE BARELI UP	76	57	12	7	75.00	61.50
08938	UPUL	N DEV DAV PUB SCHOOL KUMARGANJ FAIZABAD UP	20	13	2	5	65.00	61.08
08929	UPUL	SEWA RAM DAV PUB SCH A V COLONY SAHARANPUR UP	218	173	31	14	79.36	59.57
08887	UPUL	DAV CENTENARY PUBLIC SCHOOL HALDWANI NAINITAL UA	247	160	41	46	64.78	56.03

SCH_NO	ZONE	ABBR_NAME	APPR	PASS	COMP	FAIL	PASS_PER	AVR_MRK
08890	UPUL	DDM DAV PUBLIC SCHOOL KASHIPUR U SINGH NAGAR UA	58	31	12	15	53.45	51.75
08975	UPUL	DAV PUBLIC SCHOOL NTPC VIDYUT NGR GHAZIABAD UP	90	52	15	23	57.78	48.97
54364	UPUL	S F DAV PUB SCH G T RD MANSURPUR MUZAFFARNGR UP	27	12	6	9	44.44	46.59
09251	UPUL	L S D DAV PUB SCHOOL PILKHUWA GHAZIABAD UP	19	5	4	10	26.32	38.76
09226	UPUL	DAV PUBLIC SCHOOL DELHI ROAD HAPUR GHAZIABAD UP	21	5	5	11	23.81	37.73